

Institution: Western Carolina University (200004)

User ID: P2000041

Completions Overview

Welcome to the IPEDS Completions survey component. The Completions component is one of several IPEDS components that is conducted during the Fall data collection period. It collects the number of degrees and certificates awarded by field of study, level of award, race/ethnicity, and gender. The reporting period for the Completions component is during the 12-month time period beginning July 1 of the previous calendar year and ending June 30 of the current calendar year; therefore, for this year's Completions component, the reporting period is between July 1, 2014 and June 30, 2015. The Completions component is also collecting the number of students (e.g., completers) who earned awards between July 1, 2014 and June 30, 2015.

Completions Common Errors

Some common completions component errors include the following:

- Including award levels on your current year Completions that were not reported on your previous year's (PY) Institutional Characteristics (IC). [Award levels in the PY IC component cannot be changed; therefore, contact the IPEDS Help Desk at 1-877-225-2568 if you need assistance.]
- Forgetting to select CIP codes for new programs of study that are offered by the institution, but do not have completions for the reporting period.
- Forgetting to enter in zero in at least one of the cells for CIP codes that do not have completions.

Recent Changes

- The following question on **distance education** has been added to the bottom of each individual "CIP Data" screen:
"Is this program offered as a distance education program?"
- The following two screens, which collect data specifically on students were added to this component, beginning in the 2013-14 survey year:
 - **"All Completers"** - Collects the number of students who earned an award between July 1, 2014 and June 30, 2015 by gender and race/ethnicity. (The intent of this screen is to collect an **unduplicated count** of total numbers of completers.)
 - **"Completers by Level"** - Collects the number of students who earned an award between July 1, 2014 and June 30, 2015 by award level and 1) by gender; 2) by race/ethnicity; and 3) by age.
- The definition for Post-baccalaureate Certificate has changed slightly for the 2015-16 collection. The new definition is as follows: **An award that requires completion of an organized program of study beyond the bachelor's. It is designed for persons who have completed a baccalaureate degree, but does not meet the requirements of a master's degree.**

NOTE: Even though Teacher Preparation certificate programs may require a bachelor's degree for admission, they are considered sub-baccalaureate undergraduate programs, and students in these programs are undergraduate students.

General Information

CIP Codes:

The [CIP 2010 Website](#) includes a list of new CIP codes, a list of deleted CIP codes, a list of moved CIP Codes, and an online crosswalk of the 2000 CIP and 2010 CIP.

The Resources Page of the CIP 2010 website contains many valuable resources including:

- CIP 2010 Manual and copies of previous editions of the CIP Manual
- Crosswalk between the 2000 CIP codes and the 2010 CIP codes in Excel format

Keep in mind that some information provided by institutions on the Completions component appear in the [College Navigator](#), which is a major tool used by consumers searching for information about postsecondary education. It is therefore vitally important that you include accurate information about your institution.

Survey materials can be downloaded using the following link: [Survey Materials](#).

The prior year revision system can be accessed using the following link: [Prior Year Revision System](#)

Completions CIP Data

CIPCODE	Award Level	Major	Gender	Non Resident Alien	Hispanic / Latino	American Indian or Alaska Native	Asian	Black or African American	Native Hawaiian or Other Pacific Islander	White	Two or more Races	Race/ ethnicity unknown	Total	distance education program
03.0104 Environmental Science	5 - Bachelor's degree	1	Men	0	1	0	0	0	0	8	0	1	10	
			Women	1	0	0	0	0	0	8	0	0	9	
			Total	1	1	0	0	0	0	16	0	1	19	No
03.0201 Natural Resources Management and Policy	5 - Bachelor's degree	1	Men	0	0	0	0	0	0	12	1	0	13	
			Women	0	1	0	0	0	0	2	1	1	5	
			Total	0	1	0	0	0	0	14	2	1	18	No
03.0206 Land Use Planning and Management/Development	6 - Postbaccalaureate certificates	1	Men	0	0	0	0	0	0	0	0	0	0	
			Women	0	0	0	0	0	0	0	0	0	0	
			Total	0	0	0	0	0	0	0	0	0	0	No
09.0101 Speech Communication and Rhetoric	5 - Bachelor's degree	1	Men	1	0	0	0	3	0	24	0	0	28	
			Women	0	1	0	0	5	0	20	1	0	27	
			Total	1	1	0	0	8	0	44	1	0	55	No
09.0799 Radio, Television, and Digital Communication, Other	5 - Bachelor's degree	1	Men	0	0	0	0	0	0	8	1	0	9	
			Women	0	0	0	1	1	0	8	1	0	11	
			Total	0	0	0	1	1	0	16	2	0	20	No
11.0701 Computer Science	5 - Bachelor's degree	1	Men	0	2	0	0	0	0	14	2	0	18	
			Women	0	0	0	0	0	0	1	0	0	1	
			Total	0	2	0	0	0	0	15	2	0	19	No
13.0101 Education, General	7 - Master's degree	1	Men	0	0	0	0	0	0	6	0	0	6	
			Women	0	1	1	0	0	0	16	0	0	18	
			Total	0	1	1	0	0	0	22	0	0	24	Yes
13.0401 Educational Leadership and Administration, General	7 - Master's degree	1	Men	0	0	0	0	0	0	6	0	0	6	
			Women	0	0	0	0	0	0	12	0	0	12	
			Total	0	0	0	0	0	0	18	0	0	18	Yes
13.0401 Educational Leadership and Administration, General	8 - Post-Master's certificates	1	Men	0	0	0	0	0	0	0	0	0	0	
			Women	0	0	0	0	0	0	0	0	0	0	
			Total	0	0	0	0	0	0	0	0	0	0	Yes
13.0401 Educational Leadership and Administration, General	17 - Doctor's degree - research / scholarship	1	Men	0	0	0	0	0	0	0	0	0	0	
			Women	0	0	0	0	0	0	3	0	0	3	
			Total	0	0	0	0	0	0	3	0	0	3	No
13.0404 Educational, Instructional, and Curriculum Supervision	7 - Master's degree	1	Men	6	0	0	0	0	0	0	0	0	6	
			Women	22	0	0	0	0	0	0	0	0	22	
			Total	28	0	0	0	0	0	0	0	0	28	No
13.1001 Special Education and Teaching, General	5 - Bachelor's degree	1	Men	0	0	0	0	0	0	0	0	0	0	
			Women	0	0	0	0	0	0	10	0	0	10	
			Total	0	0	0	0	0	0	10	0	0	10	No
13.1101 Counselor Education/School Counseling and Guidance Services	7 - Master's degree	1	Men	0	0	0	0	0	0	2	0	0	2	
			Women	0	0	0	0	0	0	5	0	0	5	
			Total	0	0	0	0	0	0	7	0	0	7	No
13.1102 College Student Counseling and Personnel Services	7 - Master's degree	1	Men	0	0	0	0	1	0	4	0	0	5	
			Women	0	1	0	1	2	0	15	1	0	20	
			Total	0	1	0	1	3	0	19	1	0	25	No
13.1202		1	Men	0	0	0	0	0	0	3	0	0	3	

CIPCODE	Award Level	Major	Gender	Non Resident Alien	Hispanic / Latino	American Indian or Alaska Native	Asian	Black or African American	Native Hawaiian or Other Pacific Islander	White	Two or more Races	Race/ ethnicity unknown	Total	distance education program
Elementary Education and Teaching	5 - Bachelor's degree		Women	0	0	0	1	2	0	49	0	0	52	
			Total	0	0	0	1	2	0	52	0	0	55	No
13.1203 Junior High/Intermediate/Middle School Education and Teaching	5 - Bachelor's degree	1	Men	2	0	0	0	0	0	2	0	0	4	
			Women	75	0	0	0	0	0	7	0	0	82	
			Total	77	0	0	0	0	0	9	0	0	86	No
13.1209 Kindergarten/Preschool Education and Teaching	5 - Bachelor's degree	1	Men	0	0	0	0	0	0	1	0	0	1	
			Women	0	1	1	1	5	0	30	0	0	38	
			Total	0	1	1	1	5	0	31	0	0	39	Yes
13.1299 Teacher Education and Professional Development, Specific Levels and Methods, Other	7 - Master's degree	1	Men	0	0	0	0	0	0	4	0	0	4	
			Women	0	0	0	1	1	0	21	0	0	23	
			Total	0	0	0	1	1	0	25	0	0	27	Yes
13.1302 Art Teacher Education	5 - Bachelor's degree	1	Men	0	0	0	0	0	0	0	0	0	0	
			Women	0	0	0	0	0	0	5	0	0	5	
			Total	0	0	0	0	0	0	5	0	0	5	No
13.1305 English/Language Arts Teacher Education	5 - Bachelor's degree	1	Men	0	0	0	0	0	0	3	0	0	3	
			Women	0	0	0	0	0	0	11	0	0	11	
			Total	0	0	0	0	0	0	14	0	0	14	No
13.1311 Mathematics Teacher Education	5 - Bachelor's degree	1	Men	0	0	0	0	0	0	3	0	0	3	
			Women	0	0	0	0	1	0	9	0	0	10	
			Total	0	0	0	0	1	0	12	0	0	13	No
13.1312 Music Teacher Education	5 - Bachelor's degree	1	Men	0	0	0	0	2	0	12	0	0	14	
			Women	0	0	0	1	0	1	7	0	0	9	
			Total	0	0	0	1	2	1	19	0	0	23	No
13.1312 Music Teacher Education	6 - Postbaccalaureate certificates	1	Men	0	0	0	0	0	0	0	0	0	0	
			Women	0	0	0	0	0	0	0	0	0	0	
			Total	0	0	0	0	0	0	0	0	0	0	No
13.1314 Physical Education Teaching and Coaching	5 - Bachelor's degree	1	Men	0	0	0	0	0	0	6	0	0	6	
			Women	0	0	0	0	0	0	4	0	1	5	
			Total	0	0	0	0	0	0	10	0	1	11	No
13.1316 Science Teacher Education/General Science Teacher Education	5 - Bachelor's degree	1	Men	0	0	0	0	0	0	2	0	0	2	
			Women	0	0	0	0	0	0	5	0	0	5	
			Total	0	0	0	0	0	0	7	0	0	7	No
13.1318 Social Studies Teacher Education	5 - Bachelor's degree	1	Men	0	0	0	0	0	0	2	0	0	2	
			Women	0	0	0	0	0	0	3	0	0	3	
			Total	0	0	0	0	0	0	5	0	0	5	No
13.1318 Social Studies Teacher Education	7 - Master's degree	1	Men	0	0	0	0	0	0	0	0	0	0	
			Women	0	0	0	0	0	0	1	0	0	1	
			Total	0	0	0	0	0	0	1	0	0	1	No
13.1330 Spanish Language Teacher Education	5 - Bachelor's degree	1	Men	0	0	0	0	0	0	0	0	0	0	
			Women	0	0	0	0	0	0	0	1	0	1	
			Total	0	0	0	0	0	0	0	1	0	1	No
13.1401	7 - Master's degree	1	Men	0	0	0	0	0	0	0	0	0	0	
			Women	0	0	0	0	0	0	1	0	0	1	

CIPCODE	Award Level	Major	Gender	Non Resident Alien	Hispanic / Latino	American Indian or Alaska Native	Asian	Black or African American	Native Hawaiian or Other Pacific Islander	White	Two or more Races	Race/ ethnicity unknown	Total	distance education program	
Teaching English as a Second or Foreign Language/ESL Language Instructor			Total	0	0	0	0	0	0	1	0	0	1	No	
14.0101 Engineering, General	5 - Bachelor's degree	1	Men	0	0	0	0	0	0	0	0	0	0		
			Women	0	0	0	0	0	0	0	0	0	0	0	
			Total	0	0	0	0	0	0	0	0	0	0	0	No
14.1001 Electrical and Electronics Engineerin	5 - Bachelor's degree	1	Men	0	0	0	1	1	0	6	0	1	9		
			Women	0	0	0	0	0	0	1	0	0	1		
			Total	0	0	0	1	1	0	7	0	1	10	No	
15.0000 Engineering Technology, General	5 - Bachelor's degree	1	Men	0	0	1	1	1	0	32	0	1	36		
			Women	0	0	0	0	0	0	5	0	0	5		
			Total	0	0	1	1	1	0	37	0	1	41	No	
15.0303 Electrical, Electronic and Communications Engineering Technology/Technician	5 - Bachelor's degree	1	Men	0	1	0	0	1	0	7	0	0	9		
			Women	0	0	0	0	0	0	0	0	0	0		
			Total	0	1	0	0	1	0	7	0	0	9	No	
15.0612 Industrial Technology/Technician	7 - Master's degree	1	Men	1	1	0	0	0	0	3	0	0	5		
			Women	1	0	0	0	0	0	0	0	0	0	1	
			Total	2	1	0	0	0	0	3	0	0	6	No	
15.1001 Construction Engineering Technology/Technician	5 - Bachelor's degree	1	Men	0	0	1	0	0	0	17	0	0	18		
			Women	0	0	0	0	0	0	1	0	0	1		
			Total	0	0	1	0	0	0	18	0	0	19	No	
15.1001 Construction Engineering Technology/Technician	7 - Master's degree	1	Men	0	0	0	0	4	0	17	0	0	21		
			Women	0	0	0	1	1	0	1	0	0	3		
			Total	0	0	0	1	5	0	18	0	0	24	Yes	
16.0501 German Language and Literature	5 - Bachelor's degree	1	Men	0	0	0	0	0	0	2	0	0	2		
			Women	0	0	0	0	0	0	0	0	0	0		
			Total	0	0	0	0	0	0	2	0	0	2	No	
16.0901 French Language and Literature	5 - Bachelor's degree	1	Men	0	0	0	0	0	0	0	0	0	0		
			Women	0	0	0	0	0	0	0	0	0	0		
			Total	0	0	0	0	0	0	0	0	0	0	No	
16.0905 Spanish Language and Literature	5 - Bachelor's degree	1	Men	0	1	0	0	0	0	1	0	0	2		
			Women	0	1	0	0	1	0	4	0	0	6		
			Total	0	2	0	0	1	0	5	0	0	8	No	
23.0101 English Language and Literature, General	5 - Bachelor's degree	1	Men	0	0	0	0	0	0	7	2	0	9		
			Women	0	1	0	0	0	0	32	0	1	34		
			Total	0	1	0	0	0	0	39	2	1	43	No	
23.0101 English Language and Literature, General	7 - Master's degree	1	Men	0	0	0	0	0	0	2	0	0	2		
			Women	0	0	0	0	0	0	8	0	0	8		
			Total	0	0	0	0	0	0	10	0	0	10	No	
24.0101 Liberal Arts and Sciences/Liberal Studies	5 - Bachelor's degree	1	Men	0	0	0	0	0	0	0	0	0	0		
			Women	0	1	0	0	0	0	2	1	0	4		
			Total	0	1	0	0	0	0	2	1	0	4	No	
26.0101 Biology/Biological Sciences, General	5 - Bachelor's degree	1	Men	0	0	0	3	3	0	16	0	0	22		
			Women	0	2	0	0	4	0	27	3	1	37		
			Total	0	2	0	3	7	0	43	3	1	59	No	

CIPCODE	Award Level	Major	Gender	Non Resident Alien	Hispanic / Latino	American Indian or Alaska Native	Asian	Black or African American	Native Hawaiian or Other Pacific Islander	White	Two or more Races	Race/ ethnicity unknown	Total	distance education program
26.0101 Biology/Biological Sciences, General	7 - Master's degree	1	Men	0	0	0	0	0	0	3	0	0	3	
			Women	1	0	0	0	0	0	6	0	0	7	
			Total	1	0	0	0	0	0	9	0	0	10	No
27.0101 Mathematics, General	5 - Bachelor's degree	1	Men	0	1	0	0	0	0	5	0	0	6	
			Women	0	0	0	0	1	0	12	0	0	13	
			Total	0	1	0	0	1	0	17	0	0	19	No
27.0301 Applied Mathematics, General	7 - Master's degree	1	Men	1	0	0	0	0	0	1	0	0	2	
			Women	0	0	0	0	0	0	2	0	0	2	
			Total	1	0	0	0	0	0	3	0	0	4	No
30.1501 Science, Technology and Society	7 - Master's degree	1	Men	0	0	0	0	0	0	0	0	0	0	
			Women	0	0	0	0	0	0	0	0	0	0	
			Total	0	0	0	0	0	0	0	0	0	0	No
30.2001 International/Global Studies	5 - Bachelor's degree	1	Men	0	1	0	0	0	0	4	0	0	5	
			Women	0	2	0	0	1	0	6	1	0	10	
			Total	0	3	0	0	1	0	10	1	0	15	No
31.0301 Parks, Recreation and Leisure Facilities Management, General	5 - Bachelor's degree	1	Men	0	0	0	0	0	0	10	0	0	10	
			Women	0	0	0	0	0	0	12	0	0	12	
			Total	0	0	0	0	0	0	22	0	0	22	No
31.0504 Sport and Fitness Administration/Management	5 - Bachelor's degree	1	Men	1	0	0	0	2	1	17	0	0	21	
			Women	0	1	0	0	1	0	3	0	0	5	
			Total	1	1	0	0	3	1	20	0	0	26	No
31.0504 Sport and Fitness Administration/Management	7 - Master's degree	1	Men	0	0	0	0	0	0	0	0	0	0	
			Women	0	0	0	0	0	0	0	0	0	0	
			Total	0	0	0	0	0	0	0	0	0	0	No
38.0101 Philosophy	5 - Bachelor's degree	1	Men	0	0	1	0	0	0	10	0	0	11	
			Women	0	0	0	0	0	0	7	0	0	7	
			Total	0	0	1	0	0	0	17	0	0	18	No
40.0501 Chemistry, General	5 - Bachelor's degree	1	Men	0	0	0	1	0	0	10	0	0	11	
			Women	0	0	0	0	0	0	9	2	0	11	
			Total	0	0	0	1	0	0	19	2	0	22	No
40.0501 Chemistry, General	7 - Master's degree	1	Men	0	0	0	0	0	0	1	1	0	2	
			Women	0	0	0	0	0	0	3	0	0	3	
			Total	0	0	0	0	0	0	4	1	0	5	No
40.0510 Forensic Chemistry	5 - Bachelor's degree	1	Men	0	0	0	0	0	0	1	0	0	1	
			Women	0	0	0	0	1	0	9	1	0	11	
			Total	0	0	0	0	1	0	10	1	0	12	No
40.0601 Geology/Earth Science, General	5 - Bachelor's degree	1	Men	0	0	0	0	0	0	3	0	0	3	
			Women	0	0	0	0	0	0	3	1	0	4	
			Total	0	0	0	0	0	0	6	1	0	7	No
42.0101 Psychology, General	5 - Bachelor's degree	1	Men	0	1	1	0	4	0	16	0	0	22	
			Women	0	4	1	1	9	0	79	3	1	98	
			Total	0	5	2	1	13	0	95	3	1	120	No
42.0101 Psychology, General	7 - Master's degree	1	Men	0	0	0	0	0	0	4	0	1	5	
			Women	0	0	0	0	1	0	8	0	0	9	
			Total	0	0	0	0	1	0	12	0	1	14	No
42.2805		1	Men	0	0	0	0	0	0	3	0	0	3	

CIPCODE	Award Level	Major	Gender	Non Resident Alien	Hispanic / Latino	American Indian or Alaska Native	Asian	Black or African American	Native Hawaiian or Other Pacific Islander	White	Two or more Races	Race/ ethnicity unknown	Total	distance education program
School Psychology	8 - Post-Master's certificates		Women	0	0	0	0	0	0	3	0	0	3	
			Total	0	0	0	0	0	0	6	0	0	6	No
43.0104	5 - Bachelor's degree	1	Men	0	4	1	2	3	0	98	3	1	112	
Criminal Justice/Safety Studies			Women	0	4	2	0	4	0	40	5	1	56	
			Total	0	8	3	2	7	0	138	8	2	168	Yes
44.0401	5 - Bachelor's degree	1	Men	0	1	0	0	2	0	27	2	2	34	
Public Administration			Women	0	0	0	0	1	0	8	0	0	9	
			Total	0	1	0	0	3	0	35	2	2	43	Yes
44.0401	7 - Master's degree	1	Men	0	0	2	0	0	0	8	0	0	10	
Public Administration			Women	0	0	0	0	0	0	10	0	0	10	
			Total	0	0	2	0	0	0	18	0	0	20	No
44.0701	5 - Bachelor's degree	1	Men	0	1	1	0	1	0	12	0	0	15	
Social Work			Women	0	2	0	1	7	1	49	1	1	62	
			Total	0	3	1	1	8	1	61	1	1	77	No
44.0701	7 - Master's degree	1	Men	0	0	0	0	0	0	2	0	0	2	
Social Work			Women	0	0	2	0	0	0	32	0	0	34	
			Total	0	0	2	0	0	0	34	0	0	36	No
45.0201	5 - Bachelor's degree	1	Men	0	0	0	0	0	0	5	0	0	5	
Anthropology			Women	0	1	0	0	0	0	26	0	0	27	
			Total	0	1	0	0	0	0	31	0	0	32	No
45.0701	5 - Bachelor's degree	1	Men	0	0	0	0	0	0	0	0	0	0	
Geography			Women	0	0	0	0	0	0	0	0	0	0	
			Total	0	0	0	0	0	0	0	0	0	0	No
45.1001	5 - Bachelor's degree	1	Men	0	0	0	0	4	0	10	0	0	14	
Political Science and Government, General			Women	0	1	0	0	1	0	4	1	0	7	
			Total	0	1	0	0	5	0	14	1	0	21	No
45.1101	5 - Bachelor's degree	1	Men	0	1	1	0	5	0	8	1	0	16	
Sociology			Women	0	1	1	0	2	0	8	1	1	14	
			Total	0	2	2	0	7	0	16	2	1	30	No
50.0408	5 - Bachelor's degree	1	Men	0	0	0	0	0	0	2	0	0	2	
Interior Design			Women	0	0	0	1	0	0	4	0	0	5	
			Total	0	0	0	1	0	0	6	0	0	7	No
50.0501	5 - Bachelor's degree	1	Men	0	0	0	0	0	0	8	0	0	8	
Drama and Dramatics/Theatre Arts, General			Women	0	1	0	0	1	0	8	0	0	10	
			Total	0	1	0	0	1	0	16	0	0	18	No
50.0701	5 - Bachelor's degree	1	Men	0	0	0	0	0	0	4	0	0	4	
Art/Art Studies, General			Women	1	0	0	0	0	0	6	1	0	8	
			Total	1	0	0	0	0	0	10	1	0	12	No
50.0702	5 - Bachelor's degree	1	Men	0	0	0	0	0	0	4	0	0	4	
Fine/Studio Arts, General			Women	0	1	0	0	0	0	11	0	0	12	
			Total	0	1	0	0	0	0	15	0	0	16	No
50.0702	7 - Master's degree	1	Men	0	0	0	0	0	0	0	0	0	0	
Fine/Studio Arts, General			Women	1	0	0	0	0	0	1	0	0	2	
			Total	1	0	0	0	0	0	1	0	0	2	No
50.0901	5 - Bachelor's degree	1	Men	0	0	0	0	1	0	5	0	0	6	
Music, General			Women	0	0	0	0	0	0	1	0	0	1	

CIPCODE	Award Level	Major	Gender	Non Resident Alien	Hispanic / Latino	American Indian or Alaska Native	Asian	Black or African American	Native Hawaiian or Other Pacific Islander	White	Two or more Races	Race/ ethnicity unknown	Total	distance education program
Family Practice Nurse/Nursing	8 - Post-Master's certificates		Women	0	0	0	0	0	0	0	0	0	0	
			Total	0	0	0	0	0	0	0	0	0	0	No
51.3818 Nursing Practice	18 - Doctor's degree - professional practice	1	Men	0	0	0	0	0	0	0	0	0	0	
			Women	0	0	0	0	0	0	3	0	0	3	
			Total	0	0	0	0	0	0	3	0	0	3	No
52.0201 Business Administration and Management, General	5 - Bachelor's degree	1	Men	1	1	3	0	10	0	39	0	1	55	
			Women	0	2	2	0	5	0	26	1	0	36	
			Total	1	3	5	0	15	0	65	1	1	91	Yes
52.0201 Business Administration and Management, General	7 - Master's degree	1	Men	0	0	3	0	2	0	23	0	0	28	
			Women	0	1	0	0	0	0	17	0	0	18	
			Total	0	1	3	0	2	0	40	0	0	46	No
52.0299 Business Administration, Management and Operations, Other	7 - Master's degree	1	Men	0	0	0	1	0	0	13	1	0	15	
			Women	0	0	0	0	3	0	8	0	0	11	
			Total	0	0	0	1	3	0	21	1	0	26	Yes
52.0301 Accounting	5 - Bachelor's degree	1	Men	0	0	0	0	1	0	14	0	0	15	
			Women	0	0	0	1	0	0	19	0	1	21	
			Total	0	0	0	1	1	0	33	0	1	36	No
52.0301 Accounting	7 - Master's degree	1	Men	0	0	0	0	0	0	9	0	0	9	
			Women	0	2	0	0	0	0	9	0	0	11	
			Total	0	2	0	0	0	0	18	0	0	20	No
52.0701 Entrepreneurship/Entrepreneurial Studies	5 - Bachelor's degree	1	Men	0	1	0	0	0	0	12	0	1	14	
			Women	0	1	0	0	1	0	9	0	0	11	
			Total	0	2	0	0	1	0	21	0	1	25	No
52.0801 Finance, General	5 - Bachelor's degree	1	Men	1	0	0	0	2	0	20	0	0	23	
			Women	0	0	0	1	2	0	14	0	0	17	
			Total	1	0	0	1	4	0	34	0	0	40	No
52.0901 Hospitality Administration/Management, General	5 - Bachelor's degree	1	Men	0	0	1	0	0	0	8	0	0	9	
			Women	0	0	0	1	0	0	26	0	0	27	
			Total	0	0	1	1	0	0	34	0	0	36	No
52.1001 Human Resources Management/Personnel Administration, General	7 - Master's degree	1	Men	0	0	0	0	0	0	6	0	0	6	
			Women	0	1	0	0	11	0	30	1	0	43	
			Total	0	1	0	0	11	0	36	1	0	49	Yes
52.1201 Management Information Systems, General	5 - Bachelor's degree	1	Men	0	0	0	0	2	0	18	0	0	20	
			Women	0	0	0	0	1	0	1	0	0	2	
			Total	0	0	0	0	3	0	19	0	0	22	No
52.1401 Marketing/Marketing Management, General	5 - Bachelor's degree	1	Men	1	1	0	0	4	0	25	2	0	33	
			Women	1	0	0	1	4	0	15	1	0	22	
			Total	2	1	0	1	8	0	40	3	0	55	No
52.1499 Marketing, Other	5 - Bachelor's degree	1	Men	1	0	0	0	1	0	19	0	1	22	
			Women	0	0	0	0	0	0	6	0	0	6	
			Total	1	0	0	0	1	0	25	0	1	28	Yes
52.1499 Marketing, Other	7 - Master's degree	1	Men	0	0	0	0	2	0	3	0	0	5	
			Women	0	0	0	0	0	0	4	0	0	4	

CIPCODE	Award Level	Major	Gender	Non Resident Alien	Hispanic / Latino	American Indian or Alaska Native	Asian	Black or African American	Native Hawaiian or Other Pacific Islander	White	Two or more Races	Race/ ethnicity unknown	Total	distance education program
54.0101 History, General	5 - Bachelor's degree	1	Total	0	0	0	0	2	0	7	0	0	9	Yes
			Men	0	0	0	0	0	0	23	0	0	23	
			Women	0	1	0	0	1	0	13	0	0	15	
			Total	0	1	0	0	1	0	36	0	0	38	No
54.0101 History, General	7 - Master's degree	1	Men	0	0	1	0	0	0	5	0	0	6	
			Women	0	0	0	0	0	0	1	0	0	1	
			Total	0	0	1	0	0	0	6	0	0	7	No

Completions: total by first major

99.0000 Summary Grand Totals	Award Level	Nonresident alien	Hispanic Latino	American Indian or Alaska Native	Asian	Black or African American	Native Hawaiian or Other Pacific Islander	White	Two or more Races	Race/ethnicity unknown	Total	PY Total
Bachelor's degree	5											
Men		9	23	11	8	58	1	725	14	10	859	865
Women		78	36	7	15	73	3	954	38	14	1218	1036
Total		87	59	18	23	131	4	1679	52	24	2077	1901
Postbaccalaureate certificates	6											
Men		0	0	0	0	0	0	0	0	0	0	0
Women		0	0	0	0	0	0	0	0	0	0	0
Total		0	0	0	0	0	0	0	0	0	0	0
Master's degree	7											
Men		8	2	6	1	11	0	139	3	1	171	180
Women		25	7	3	5	20	0	284	3	0	347	342
Total		33	9	9	6	31	0	423	6	1	518	522
Post-Master's certificates	8											
Men		0	0	0	0	0	0	3	0	0	3	7
Women		0	0	0	0	0	0	3	0	0	3	19
Total		0	0	0	0	0	0	6	0	0	6	26
Doctor's degree - research / scholarship	17											
Men		0	0	0	0	0	0	0	0	0	0	4
Women		0	0	0	0	0	0	3	0	0	3	9
Total		0	0	0	0	0	0	3	0	0	3	13
Doctor's degree - professional practice	18											
Men		0	0	0	0	0	1	9	0	0	10	10
Women		0	1	0	1	0	0	23	0	0	25	19
Total		0	1	0	1	0	1	32	0	0	35	29

Grand Total Men		17	25	17	9	69	2	876	17	11	1043	1066
Grand Total Women		103	44	10	21	93	3	1267	41	14	1596	1425
Grand Total		120	69	27	30	162	5	2143	58	25	2639	2491

PY Grand Total Men		13	40	11	18	84	0	864	22	14		1066
PY Grand Total Women		43	50	10	10	61	0	1201	33	17		1425
PY Grand Total		56	90	21	28	145	0	2065	55	31		2491

All Completers

Institutions must report the following information. (Some data will be pre-populated from the completions by CIP code data.)

All Completers

Number of students by gender and race and ethnicity earning an award between July 1, 2014 and June 30, 2015. Count each student only once, regardless of how many awards he/she earned. The intent of this screen is to collect an unduplicated count of total numbers of *completers*.

- Report Hispanic/Latino individuals of any race as Hispanic/Latino
- Report race for non-Hispanic/Latino individuals only

	Men		Women		Total Students
	Number of Students	Total Awards	Number of Students	Total Awards	
<u>Nonresident alien</u>	17	17	103	103	120
<u>Hispanic/Latino</u>	23	25	39	44	62
<u>American Indian or Alaska Native</u>	16	17	10	10	26
<u>Asian</u>	8	9	19	21	27
<u>Black or African American</u>	63	69	83	93	146
<u>Native Hawaiian or Other Pacific Islander</u>	2	2	2	3	4
<u>White</u>	827	876	1,186	1,267	2,013
<u>Two or more races</u>	17	17	36	41	53
<u>Race and ethnicity unknown</u>	10	11	14	14	24
TOTAL	983	1,043	1,492	1,596	2,475
PY TOTAL	1,004		1,326		2,330

Completers by Level

Institutions must report the following information. This screen will be shown for each of the following award categories for which completions have been reported:

- Less than 1-year certificates
- At least 1 but less than 4-year certificates
- Associate's degrees
- Bachelor's degrees
- Master's degrees
- Doctor's degrees
- Postbaccalaureate and post-master's certificates

Bachelor's degrees

Number of students by gender, by race and ethnicity, and by age earning this award between July 1, 2014 and June 30, 2015. Each student should be counted once per award level. For example, if a student earned a master's degree and a doctor's degree, he/she should be counted once in master's and once in doctor's. A student earning two master's degrees should be counted only once.


- Report Hispanic/Latino individuals of any race as Hispanic/Latino
- Report race for non-Hispanic/Latino individuals only

	Number of Students	Total Awards
By Gender		
Men	799	859
Women	1,115	1,218
TOTAL	1,914	2,077
PY TOTAL	1,740	

By Race/Ethnicity

<u>Nonresident alien</u>	87	87
<u>Hispanic/Latino</u>	52	59
<u>American Indian or Alaska Native</u>	17	18
<u>Asian</u>	20	23
<u>Black or African American</u>	115	131
<u>Native Hawaiian or Other Pacific Islander</u>	3	4

<u>White</u>	<input type="text" value="1,550"/>	1,679
Two or more races	<input type="text" value="47"/>	52
<u>Race and ethnicity unknown</u>	<input type="text" value="23"/>	24
TOTAL	1,914	2,077



By Age

Under 18	<input type="text" value="0"/>	
18-24	<input type="text" value="1,272"/>	
25-39	<input type="text" value="486"/>	
40 and Above	<input type="text" value="156"/>	
Age Unknown	<input type="text" value="0"/>	
TOTAL	1,914	2,077

Completers by Level

Institutions must report the following information. This screen will be shown for each of the following award categories for which completions have been reported:

- Less than 1-year certificates
- At least 1 but less than 4-year certificates
- Associate's degrees
- Bachelor's degrees
- Master's degrees
- Doctor's degrees
- Postbaccalaureate and post-master's certificates

Master's degrees

Number of students by gender, by race and ethnicity, and by age earning this award between July 1, 2014 and June 30, 2015. Each student should be counted once per award level. For example, if a student earned a master's degree and a doctor's degree, he/she should be counted once in master's and once in doctor's. A student earning two master's degrees should be counted only once.


- Report Hispanic/Latino individuals of any race as Hispanic/Latino
- Report race for non-Hispanic/Latino individuals only


	Number of Students	Total Awards
By Gender		
Men	<input type="text" value="171"/>	171
Women	<input type="text" value="347"/>	347
TOTAL	518	518
PY TOTAL	522	

By Race/Ethnicity

<u>Nonresident alien</u>	<input type="text" value="33"/>	33
<u>Hispanic/Latino</u>	<input type="text" value="9"/>	9
<u>American Indian or Alaska Native</u>	<input type="text" value="9"/>	9
<u>Asian</u>	<input type="text" value="6"/>	6
<u>Black or African American</u>	<input type="text" value="31"/>	31
<u>Native Hawaiian or Other Pacific Islander</u>	<input type="text" value="0"/>	0

<u>White</u>	<input type="text" value="423"/>	423
Two or more races	<input type="text" value="6"/>	6
<u>Race and ethnicity unknown</u>	<input type="text" value="1"/>	1
TOTAL	518	518



 **By Age**

Under 18	<input type="text" value="0"/>	
18-24	<input type="text" value="63"/>	
25-39	<input type="text" value="337"/>	
40 and Above	<input type="text" value="118"/>	
Age Unknown	<input type="text" value="0"/>	
TOTAL	518	518

Completers by Level

Institutions must report the following information. This screen will be shown for each of the following award categories for which completions have been reported:

- Less than 1-year certificates
- At least 1 but less than 4-year certificates
- Associate's degrees
- Bachelor's degrees
- Master's degrees
- Doctor's degrees
- Postbaccalaureate and post-master's certificates

Doctor's degrees

Number of students by gender, by race and ethnicity, and by age earning this award between July 1, 2014 and June 30, 2015. Each student should be counted once per award level. For example, if a student earned a master's degree and a doctor's degree, he/she should be counted once in master's and once in doctor's. A student earning two master's degrees should be counted only once.


- Report Hispanic/Latino individuals of any race as Hispanic/Latino
- Report race for non-Hispanic/Latino individuals only


	Number of Students	Total Awards
By Gender		
Men	<input type="text" value="10"/>	10
Women	<input type="text" value="28"/>	28
TOTAL	38	38
PY TOTAL	42	

By Race/Ethnicity

<u>Nonresident alien</u>	<input type="text" value="0"/>	0
<u>Hispanic/Latino</u>	<input type="text" value="1"/>	1
<u>American Indian or Alaska Native</u>	<input type="text" value="0"/>	0
<u>Asian</u>	<input type="text" value="1"/>	1
<u>Black or African American</u>	<input type="text" value="0"/>	0
<u>Native Hawaiian or Other Pacific Islander</u>	<input type="text" value="1"/>	1

<u>White</u>	<input type="text" value="35"/>	35
Two or more races	<input type="text" value="0"/>	0
<u>Race and ethnicity unknown</u>	<input type="text" value="0"/>	0
TOTAL	38	38



 **By Age**

Under 18	<input type="text" value="0"/>	
18-24	<input type="text" value="2"/>	
25-39	<input type="text" value="30"/>	
40 and Above	<input type="text" value="6"/>	
Age Unknown	<input type="text" value="0"/>	
TOTAL	38	38

Completers by Level


Institutions must report the following information. This screen will be shown for each of the following award categories for which completions have been reported:

- Less than 1-year certificates
- At least 1 but less than 4-year certificates
- Associate's degrees
- Bachelor's degrees
- Master's degrees
- Doctor's degrees
- Postbaccalaureate and post-master's certificates

Postbaccalaureate and post-master's certificates

Number of students by gender, by race and ethnicity, and by age earning this award between July 1, 2014 and June 30, 2015. Each student should be counted once per award level. For example, if a student earned a master's degree and a doctor's degree, he/she should be counted once in master's and once in doctor's. A student earning two master's degrees should be counted only once.


- Report Hispanic/Latino individuals of any race as Hispanic/Latino
- Report race for non-Hispanic/Latino individuals only

	Number of Students	Total Awards
By Gender		
Men	<input type="text" value="3"/>	3
Women	<input type="text" value="3"/>	3
TOTAL	 6	6
PY TOTAL	26	

By Race/Ethnicity

<u>Nonresident alien</u>	<input type="text" value="0"/>	0
<u>Hispanic/Latino</u>	<input type="text" value="0"/>	0
<u>American Indian or Alaska Native</u>	<input type="text" value="0"/>	0
<u>Asian</u>	<input type="text" value="0"/>	0
<u>Black or African American</u>	<input type="text" value="0"/>	0
<u>Native Hawaiian or Other Pacific Islander</u>		0

	<input type="text" value="0"/>	
<u>White</u>	<input type="text" value="6"/>	6
Two or more races	<input type="text" value="0"/>	0
<u>Race and ethnicity unknown</u>	<input type="text" value="0"/>	0
TOTAL	6	6

 **By Age**

Under 18	<input type="text" value="0"/>	
18-24	<input type="text" value="1"/>	
25-39	<input type="text" value="5"/>	
40 and Above	<input type="text" value="0"/>	
Age Unknown	<input type="text" value="0"/>	
TOTAL	6	6

Summary

IPEDS collects important information regarding your institution. All data reported in IPEDS survey components become available in the IPEDS Data Center and appear as aggregated data in various Department of Education reports. Additionally, some of the reported data appears specifically for your institution through the College Navigator website and is included in your institution's Data Feedback Report (DFR). The purpose of this summary is to provide you an opportunity to view some of the data that, when accepted through the IPEDS quality control process, will appear on the College Navigator website and/or your DFR. College Navigator is updated approximately three months after the data collection period closes and Data Feedback Reports will be available through the [Data Center](#) and sent to your institution's CEO in November 2016.

Please review your data for accuracy. If you have questions about the data displayed below after reviewing the data reported on the survey screens, please contact the IPEDS Help Desk at: 1-877-225-2568 or ipedshelp@rti.org.

Summary of Completions Data

Award Level	Number of Completions	
	1 st major	2 nd major
<u>Bachelors degree or equivalent</u>	2,077	0
<u>Postbaccalaureate certificate</u>	0	0
<u>Master's degree</u>	518	0
<u>Post-master's certificate</u>	6	0
<u>Doctor's degree - research/scholarship</u>	3	0
<u>Doctor's degree - professional practice</u>	35	0
Total number of degrees and certificates	2,639	

Summary of Completers Data

	Number of Students		
	Men	Women	Total
All Completers	983	1,492	2,475

Completions

Western Carolina University (200004)

Source	Description	Severity	Resolved	Options
Global Edits				
Perform Edits	Current year completions (38) are outside the expected range when compared to completions reported in the prior year (19) for: Women, 2-digit field (9), award level (5). Please correct your data or explain. (Error #10505)	Explanation	Yes	
Reason:	The completions numbers above are based on unit record data reported, reviewed, and verified as accurate for the current year and prior year by the institution and file imported by the system coordinator following edit checks and comparative analysis.			
Perform Edits	Current year completions (231) are outside the expected range when compared to completions reported in the prior year (148) for: Women, 2-digit field (13), award level (5). Please correct your data or explain. (Error #10506)	Explanation	Yes	
Reason:	The completions numbers above are based on unit record data reported, reviewed, and verified as accurate for the current year and prior year by the institution and file imported by the system coordinator following edit checks and comparative analysis.			
Perform Edits	Current year completions (0) are outside the expected range when compared to completions reported in the prior year (16) for: Women, 2-digit field (13), award level (8). Please correct your data or explain. (Error #10505)	Explanation	Yes	
Reason:	The completions numbers above are based on unit record data reported, reviewed, and verified as accurate for the current year and prior year by the institution and file imported by the system coordinator following edit checks and comparative analysis.			
Perform Edits	Current year completions (49) are outside the expected range when compared to completions reported in the prior year (30) for: Men, 2-digit field (44), award level (5). Please correct your data or explain. (Error #10504)	Explanation	Yes	
Reason:	The completions numbers above are based on unit record data reported, reviewed, and verified as accurate for the current year and prior year by the institution and file imported by the system coordinator following edit checks and comparative analysis.			
Perform Edits	Current year completions (87) are outside the expected range when compared to completions reported in the prior year (44) for: Women, 2-digit field (52), award level (7). Please correct your data or explain. (Error #10506)	Explanation	Yes	
Reason:	The completions numbers above are based on unit record data reported, reviewed, and verified as accurate for the current year and prior year by the institution and file imported by the system coordinator following edit checks and comparative analysis.			
Screen: Completers- Postbaccalaureate and post-master's certificates				
Screen Entry	The total number of completers (Men + Women) reported for this award level (6) is outside the expected range when compared to the prior year value. Please correct your data or contact the IPEDS Help Desk for assistance. (Error #10584)	Explanation	Yes	
Reason:	The decrease in completers at award level 6 has been accurately reported by the institution and file imported by the system coordinator following edit checks and comparative analysis.			