

Institution: Western Carolina University (200004)**User ID: P2000041****Completions Overview**

Welcome to the IPEDS Completions survey component. The Completions component is one of several IPEDS components that is conducted during the Fall data collection period. It collects the number of degrees and certificates awarded by field of study, level of award, race/ethnicity, and gender. The reporting period for the Completions component is during the 12-month time period beginning July 1 of the previous calendar year and ending June 30 of the current calendar year; therefore, for this year's Completions component, the reporting period is between July 1, 2015 and June 30, 2016. The Completions component is also collecting the number of students (e.g., completers) who earned awards between July 1, 2015 and June 30, 2016.

Completions Common Errors

Some common completions component errors include the following:

- Including award levels on your current year Completions that were not reported on your previous year's (PY) Institutional Characteristics (IC). [Award levels in the PY IC component cannot be changed; therefore, contact the IPEDS Help Desk at 1-877-225-2568 if you need assistance.]
- Forgetting to select CIP codes for new programs of study that are offered by the institution, but do not have completions for the reporting period.
- Forgetting to enter in zero in at least one of the cells for CIP codes that do not have completions.

Recent Changes

- The following question on **distance education** has been added to the bottom of each individual "CIP Data" screen:
"Is this program offered as a distance education program?"
- The following two screens, which collect data specifically on students were added to this component, beginning in the 2013-14 survey year:
 - **"All Completers"** - Collects the number of students who earned an award between July 1, 2015 and June 30, 2016 by gender and race/ethnicity. (The intent of this screen is to collect an **unduplicated count** of total numbers of completers.)
 - **"Completers by Level"** - Collects the number of students who earned an award between July 1, 2015 and June 30, 2016 by award level and 1) by gender; 2) by race/ethnicity; and 3) by age.
- The definition for Post-baccalaureate Certificate has changed slightly for the 2016-17 collection. The new definition is as follows: **An award that requires completion of an organized program of study beyond the bachelor's. It is designed for persons who have completed a baccalaureate degree, but does not meet the requirements of a master's degree.**

NOTE: Even though Teacher Preparation certificate programs may require a bachelor's degree for admission, they are considered sub-baccalaureate undergraduate programs, and students in these programs are undergraduate students.

General Information

CIP Codes:

The [CIP 2010 Website](#) includes a list of new CIP codes, a list of deleted CIP codes, a list of moved CIP Codes, and an online crosswalk of the 2000 CIP and 2010 CIP.

The Resources Page of the CIP 2010 website contains many valuable resources including:

- CIP 2010 Manual and copies of previous editions of the CIP Manual
- Crosswalk between the 2000 CIP codes and the 2010 CIP codes in Excel format

Keep in mind that some information provided by institutions on the Completions component appear in the [College Navigator](#), which is a major tool used by consumers searching for information about postsecondary education. It is therefore vitally important that you include accurate information about your institution.

Survey materials can be downloaded using the following link: [Survey Materials](#).

The prior year revision system can be accessed using the following link: [Prior Year Revision System](#)

Completions CIP Data

CIPCODE	Award Level	Major	Gender	Non Resident Alien	Hispanic / Latino	American Indian or Alaska Native	Asian	Black or African American	Native Hawaiian or Other Pacific Islander	White	Two or more Races	Race/ ethnicity unknown	Total	distance education program
03.0104 Environmental Science	5 - Bachelor's degree	1	Men	0	0	0	0	0	0	7	0	1	8	
			Women	0	0	1	0	0	0	3	0	0	4	
			Total	0	0	1	0	0	0	10	0	1	12	No
03.0104 Environmental Science	5 - Bachelor's degree	2	Men	0	0	0	0	0	0	2	0	0	2	
			Women	0	0	0	0	0	0	0	0	0	0	
			Total	0	0	0	0	0	0	2	0	0	2	No
03.0201 Natural Resources Management and Policy	5 - Bachelor's degree	1	Men	0	0	0	0	0	0	19	1	0	20	
			Women	0	0	0	0	0	4	0	0	4		
			Total	0	0	0	0	0	23	1	0	24	No	
09.0101 Speech Communication and Rhetoric	5 - Bachelor's degree	1	Men	0	1	1	0	1	0	15	0	0	18	
			Women	0	2	0	0	4	0	14	0	0	20	
			Total	0	3	1	0	5	0	29	0	0	38	No
09.0799 Radio, Television, and Digital Communication, Other	5 - Bachelor's degree	1	Men	0	0	0	0	0	0	4	0	0	4	
			Women	1	0	0	0	0	0	4	0	0	5	
			Total	1	0	0	0	0	0	8	0	0	9	No
11.0701 Computer Science	5 - Bachelor's degree	1	Men	0	1	0	0	0	0	13	0	0	14	
			Women	0	0	0	0	0	0	1	0	0	1	
			Total	0	1	0	0	0	0	14	0	0	15	No
11.0701 Computer Science	5 - Bachelor's degree	2	Men	0	0	0	0	0	0	2	0	0	2	
			Women	0	0	0	0	0	0	0	0	0	0	
			Total	0	0	0	0	0	0	2	0	0	2	No
13.0101 Education, General	7 - Master's degree	1	Men	0	0	0	0	0	0	1	0	0	1	
			Women	0	1	0	0	0	0	16	0	0	17	
			Total	0	1	0	0	0	0	17	0	0	18	No
13.0401 Educational Leadership and Administration, General	7 - Master's degree	1	Men	0	0	0	0	0	0	11	0	0	11	
			Women	0	1	1	2	0	0	9	0	0	13	
			Total	0	1	1	2	0	0	20	0	0	24	Yes
13.0401 Educational Leadership and Administration, General	8 - Post-Master's certificates	1	Men	0	0	0	0	0	0	0	0	0	0	
			Women	0	0	0	0	1	0	4	0	0	5	
			Total	0	0	0	0	1	0	4	0	0	5	No
13.0401 Educational Leadership and Administration, General	17 - Doctor's degree - research / scholarship	1	Men	0	0	0	0	0	0	8	0	0	8	
			Women	0	2	0	0	0	0	11	1	0	14	
			Total	0	2	0	0	0	0	19	1	0	22	No
13.0404 Educational, Instructional, and Curriculum Supervision	7 - Master's degree	1	Men	8	0	0	0	0	0	0	0	0	8	
			Women	45	0	0	0	0	0	0	0	0	45	
			Total	53	0	0	0	0	0	0	0	0	53	No
13.1001 Special Education and Teaching, General	5 - Bachelor's degree	1	Men	0	0	0	0	0	0	0	1	0	1	
			Women	0	2	0	0	0	0	14	1	0	17	
			Total	0	2	0	0	0	0	14	2	0	18	No
13.1101 Counselor Education/School Counseling and Guidance Services	7 - Master's degree	1	Men	0	0	0	0	0	0	1	1	0	2	
			Women	0	0	1	0	0	0	9	1	0	11	
			Total	0	0	1	0	0	0	10	2	0	13	No
13.1102		1	Men	0	0	0	0	0	0	10	0	0	10	

CIPCODE	Award Level	Major	Gender	Non Resident Alien	Hispanic / Latino	American Indian or Alaska Native	Asian	Black or African American	Native Hawaiian or Other Pacific Islander	White	Two or more Races	Race/ ethnicity unknown	Total	distance education program
College Student Counseling and Personnel Services	7 - Master's degree		Women	0	1	0	0	1	0	12	0	0	14	
			Total	0	1	0	0	1	0	22	0	0	24	No
13.1202 Elementary Education and Teaching	5 - Bachelor's degree	1	Men	0	0	0	0	0	0	5	0	0	5	
			Women	0	1	1	0	1	0	55	1	0	59	
13.1203 Junior High/Intermediate/Middle School Education and Teaching	5 - Bachelor's degree	1	Total	0	1	1	0	1	0	60	1	0	64	No
			Men	3	0	0	0	0	0	6	0	0	9	
			Women	48	0	0	0	0	0	8	0	0	56	
13.1209 Kindergarten/Preschool Education and Teaching	5 - Bachelor's degree	1	Total	51	0	0	0	0	0	14	0	0	65	No
			Men	0	0	0	0	1	0	1	0	0	2	
			Women	0	0	1	0	4	0	48	1	0	54	
13.1299 Teacher Education and Professional Development, Specific Levels and Methods, Other	7 - Master's degree	1	Total	0	0	1	0	5	0	49	1	0	56	Yes
			Men	0	0	0	0	0	0	1	0	0	1	
			Women	0	1	0	0	4	0	16	0	0	21	
13.1302 Art Teacher Education	5 - Bachelor's degree	1	Total	0	1	0	0	4	0	17	0	0	22	Yes
			Men	0	0	0	0	0	0	1	0	0	1	
			Women	0	0	0	0	0	0	4	0	0	4	
13.1305 English/Language Arts Teacher Education	5 - Bachelor's degree	1	Total	0	0	0	0	0	0	5	0	0	5	No
			Men	0	0	0	0	0	0	0	0	0	0	
			Women	0	0	0	0	0	0	5	0	0	5	
13.1311 Mathematics Teacher Education	5 - Bachelor's degree	1	Total	0	0	0	0	0	0	5	0	0	5	No
			Men	0	0	0	0	0	0	0	0	0	0	
			Women	0	0	0	0	0	0	5	0	0	5	
13.1312 Music Teacher Education	5 - Bachelor's degree	1	Total	0	0	0	0	0	0	5	0	0	5	
			Men	0	1	0	0	1	0	9	0	0	11	
			Women	0	0	0	0	0	0	5	0	0	5	
13.1312 Music Teacher Education	6 - Postbaccalaureate certificates	1	Total	0	1	0	0	1	0	14	0	0	16	No
			Men	0	0	0	0	0	0	0	0	0	0	
			Women	0	0	0	0	0	0	0	0	0	0	
13.1314 Physical Education Teaching and Coaching	5 - Bachelor's degree	1	Total	0	0	0	0	0	0	0	0	0	0	No
			Men	0	0	0	0	0	0	15	0	1	16	
			Women	1	0	0	0	0	0	10	0	0	11	
13.1316 Science Teacher Education/General Science Teacher Education	5 - Bachelor's degree	1	Total	1	0	0	0	0	0	25	0	1	27	No
			Men	0	0	0	1	0	0	1	0	0	2	
			Women	0	0	0	0	0	0	2	0	0	2	
13.1318 Social Studies Teacher Education	5 - Bachelor's degree	1	Total	0	0	0	1	0	0	3	0	0	4	No
			Men	0	0	0	0	0	0	1	0	0	1	
			Women	0	0	0	0	0	0	4	0	0	4	
13.1330 Spanish Language Teacher Education	5 - Bachelor's degree	1	Total	0	0	0	0	0	0	5	0	0	5	No
			Men	0	0	0	0	0	0	1	0	0	1	
			Women	0	0	0	0	0	0	0	0	0	0	
13.1401	7 - Master's degree	1	Total	0	0	0	0	0	0	1	0	0	1	No
			Men	0	0	0	0	0	0	0	0	0	0	
			Women	0	0	0	0	0	0	2	0	0	2	

CIPCODE	Award Level	Major	Gender	Non Resident Alien	Hispanic / Latino	American Indian or Alaska Native	Asian	Black or African American	Native Hawaiian or Other Pacific Islander	White	Two or more Races	Race/ ethnicity unknown	Total	distance education program	
Teaching English as a Second or Foreign Language/ESL Language Instructor			Total	0	0	0	0	0	0	2	0	0	2	No	
14.0101 Engineering, General	5 - Bachelor's degree	1	Men	0	0	0	0	0	0	0	0	0	0		
			Women	0	0	0	0	0	0	0	0	0	0	0	
			Total	0	0	0	0	0	0	0	0	0	0	0	No
14.1001 Electrical and Electronics Engineerin	5 - Bachelor's degree	1	Men	0	0	0	1	1	0	10	1	1	14		
			Women	0	0	0	0	0	0	0	0	0	0	0	
			Total	0	0	0	1	1	0	10	1	1	14	No	
15.0000 Engineering Technology, General	5 - Bachelor's degree	1	Men	1	1	0	0	0	0	50	0	2	54		
			Women	0	0	0	0	0	0	5	0	0	5		
			Total	1	1	0	0	0	0	55	0	2	59	No	
15.0303 Electrical, Electronic and Communications Engineering Technology/Technician	5 - Bachelor's degree	1	Men	0	1	0	1	0	0	10	0	0	12		
			Women	0	0	0	0	0	0	1	0	0	1		
			Total	0	1	0	1	0	0	11	0	0	13	No	
15.0612 Industrial Technology/Technician	7 - Master's degree	1	Men	2	0	0	0	1	0	14	0	0	17		
			Women	2	0	0	0	0	0	2	0	0	4		
			Total	4	0	0	0	1	0	16	0	0	21	No	
15.1001 Construction Engineering Technology/Technician	5 - Bachelor's degree	1	Men	0	0	0	0	0	0	19	2	0	21		
			Women	0	0	0	0	0	0	2	0	0	2		
			Total	0	0	0	0	0	0	21	2	0	23	No	
15.1001 Construction Engineering Technology/Technician	7 - Master's degree	1	Men	0	0	0	1	1	0	11	0	0	13		
			Women	0	0	0	0	0	0	2	1	0	3		
			Total	0	0	0	1	1	0	13	1	0	16	Yes	
16.0905 Spanish Language and Literature	5 - Bachelor's degree	1	Men	0	3	0	0	0	0	2	0	0	5		
			Women	0	5	0	0	0	0	7	0	0	12		
			Total	0	8	0	0	0	0	9	0	0	17	No	
16.0905 Spanish Language and Literature	5 - Bachelor's degree	2	Men	0	0	0	0	0	0	1	0	0	1		
			Women	0	0	0	0	0	0	1	0	0	1		
			Total	0	0	0	0	0	0	2	0	0	2	No	
23.0101 English Language and Literature, General	5 - Bachelor's degree	1	Men	0	0	0	0	1	0	8	0	0	9		
			Women	0	3	0	0	2	0	21	2	0	28		
			Total	0	3	0	0	3	0	29	2	0	37	No	
23.0101 English Language and Literature, General	7 - Master's degree	1	Men	0	0	0	0	0	0	4	0	0	4		
			Women	0	0	0	0	0	0	5	0	0	5		
			Total	0	0	0	0	0	0	9	0	0	9	No	
23.0101 English Language and Literature, General	5 - Bachelor's degree	2	Men	0	0	0	0	0	0	1	0	0	1		
			Women	0	0	0	0	0	0	1	0	0	1		
			Total	0	0	0	0	0	0	2	0	0	2	No	
24.0101 Liberal Arts and Sciences/Liberal Studies	5 - Bachelor's degree	1	Men	0	0	0	0	0	0	4	0	0	4		
			Women	0	1	1	0	0	0	2	0	0	4		
			Total	0	1	1	0	0	0	6	0	0	8	No	
26.0101 Biology/Biological Sciences, General	5 - Bachelor's degree	1	Men	0	2	0	4	1	0	18	2	0	27		
			Women	1	3	0	0	5	0	40	1	0	50		
			Total	1	5	0	4	6	0	58	3	0	77	No	

CIPCODE	Award Level	Major	Gender	Non Resident Alien	Hispanic / Latino	American Indian or Alaska Native	Asian	Black or African American	Native Hawaiian or Other Pacific Islander	White	Two or more Races	Race/ ethnicity unknown	Total	distance education program
26.0101 Biology/Biological Sciences, General	7 - Master's degree	1	Men	0	1	0	0	0	0	3	0	0	4	
			Women	0	0	0	0	0	0	4	0	0	4	
			Total	0	1	0	0	0	0	7	0	0	8	No
26.0101 Biology/Biological Sciences, General	5 - Bachelor's degree	2	Men	0	0	0	0	0	0	0	0	0	0	
			Women	0	0	0	0	0	0	3	0	0	3	
			Total	0	0	0	0	0	0	3	0	0	3	No
27.0101 Mathematics, General	5 - Bachelor's degree	1	Men	0	0	0	1	0	0	8	0	0	9	
			Women	0	0	0	0	0	0	7	0	0	7	
			Total	0	0	0	1	0	0	15	0	0	16	No
27.0101 Mathematics, General	5 - Bachelor's degree	2	Men	0	0	0	0	0	0	0	0	0	0	
			Women	0	0	0	0	0	0	1	0	0	1	
			Total	0	0	0	0	0	0	1	0	0	1	No
30.1501 Science, Technology and Society	7 - Master's degree	1	Men	0	0	0	0	0	0	0	0	0	0	
			Women	0	0	0	0	0	0	0	0	0	0	
			Total	0	0	0	0	0	0	0	0	0	0	No
30.2001 International/Global Studies	5 - Bachelor's degree	1	Men	0	0	0	0	1	0	4	1	0	6	
			Women	0	1	0	0	0	0	4	0	0	5	
			Total	0	1	0	0	1	0	8	1	0	11	No
30.2001 International/Global Studies	5 - Bachelor's degree	2	Men	0	0	0	0	0	0	1	0	0	1	
			Women	0	0	0	0	0	0	0	0	0	0	
			Total	0	0	0	0	0	0	1	0	0	1	No
31.0301 Parks, Recreation and Leisure Facilities Management, General	5 - Bachelor's degree	1	Men	0	0	1	0	0	0	15	2	1	19	
			Women	0	0	0	0	0	0	7	0	0	7	
			Total	0	0	1	0	0	0	22	2	1	26	No
31.0504 Sport and Fitness Administration/Management	5 - Bachelor's degree	1	Men	1	1	0	0	3	0	11	0	0	16	
			Women	0	0	0	0	0	0	7	0	0	7	
			Total	1	1	0	0	3	0	18	0	0	23	No
31.0504 Sport and Fitness Administration/Management	7 - Master's degree	1	Men	0	0	0	0	0	0	0	0	0	0	
			Women	0	0	0	0	0	0	0	0	0	0	
			Total	0	0	0	0	0	0	0	0	0	0	No
31.0504 Sport and Fitness Administration/Management	5 - Bachelor's degree	2	Men	0	0	0	0	0	0	0	0	0	0	
			Women	0	0	0	0	0	0	1	0	0	1	
			Total	0	0	0	0	0	0	1	0	0	1	No
38.0101 Philosophy	5 - Bachelor's degree	1	Men	0	0	0	0	0	0	5	0	1	6	
			Women	0	0	0	0	0	0	1	0	0	1	
			Total	0	0	0	0	0	0	6	0	1	7	No
38.0101 Philosophy	5 - Bachelor's degree	2	Men	0	0	0	0	0	0	0	0	0	0	
			Women	0	0	0	0	0	0	2	0	0	2	
			Total	0	0	0	0	0	0	2	0	0	2	No
40.0501 Chemistry, General	5 - Bachelor's degree	1	Men	0	0	0	2	0	0	3	0	0	5	
			Women	1	0	0	0	0	0	9	0	0	10	
			Total	1	0	0	2	0	0	12	0	0	15	No
40.0501 Chemistry, General	7 - Master's degree	1	Men	0	0	0	0	0	0	1	0	0	1	
			Women	0	0	0	0	1	0	0	0	0	1	
			Total	0	0	0	0	1	0	1	0	0	2	No
40.0501		2	Men	0	0	0	0	0	0	2	0	0	2	

CIPCODE	Award Level	Major	Gender	Non Resident Alien	Hispanic / Latino	American Indian or Alaska Native	Asian	Black or African American	Native Hawaiian or Other Pacific Islander	White	Two or more Races	Race/ ethnicity unknown	Total	distance education program
Chemistry, General	5 - Bachelor's degree		Women	0	0	0	0	0	0	0	0	0	0	
			Total	0	0	0	0	0	0	2	0	0	2	No
40.0510 Forensic Chemistry	5 - Bachelor's degree	1	Men	0	0	0	0	0	0	2	0	0	2	
			Women	0	1	1	0	0	0	8	0	0	10	
			Total	0	1	1	0	0	0	10	0	0	12	No
40.0601 Geology/Earth Science, General	5 - Bachelor's degree	1	Men	0	0	0	0	0	0	6	0	0	6	
			Women	0	1	0	0	0	0	1	0	0	2	
			Total	0	1	0	0	0	0	7	0	0	8	No
42.0101 Psychology, General	5 - Bachelor's degree	1	Men	0	1	0	0	1	0	17	2	1	22	
			Women	0	4	2	2	2	1	54	2	0	67	
			Total	0	5	2	2	3	1	71	4	1	89	No
42.0101 Psychology, General	7 - Master's degree	1	Men	0	1	0	0	0	0	4	0	0	5	
			Women	0	0	0	0	0	0	10	0	0	10	
			Total	0	1	0	0	0	0	14	0	0	15	No
42.0101 Psychology, General	5 - Bachelor's degree	2	Men	0	0	0	0	1	0	1	0	0	2	
			Women	0	0	0	0	1	0	6	1	0	8	
			Total	0	0	0	0	2	0	7	1	0	10	No
42.2805 School Psychology	7 - Master's degree	1	Men	0	0	0	0	0	0	0	0	0	0	
			Women	0	1	0	0	0	0	2	0	0	3	
			Total	0	1	0	0	0	0	2	0	0	3	No
42.2805 School Psychology	8 - Post-Master's certificates	1	Men	0	0	0	0	0	0	0	0	0	0	
			Women	0	0	0	0	0	0	0	0	0	0	
			Total	0	0	0	0	0	0	0	0	0	0	No
43.0104 Criminal Justice/Safety Studies	5 - Bachelor's degree	1	Men	0	4	0	1	6	0	67	1	1	80	
			Women	0	2	2	0	7	0	38	3	1	53	
			Total	0	6	2	1	13	0	105	4	2	133	Yes
43.0104 Criminal Justice/Safety Studies	5 - Bachelor's degree	2	Men	0	0	0	0	0	0	1	0	0	1	
			Women	0	0	0	1	0	0	3	0	0	4	
			Total	0	0	0	1	0	0	4	0	0	5	Yes
44.0401 Public Administration	5 - Bachelor's degree	1	Men	0	1	1	0	4	0	24	1	0	31	
			Women	0	0	0	0	0	0	7	0	0	7	
			Total	0	1	1	0	4	0	31	1	0	38	Yes
44.0401 Public Administration	7 - Master's degree	1	Men	0	0	0	0	0	0	4	0	0	4	
			Women	0	0	0	0	1	0	15	0	0	16	
			Total	0	0	0	0	1	0	19	0	0	20	No
44.0401 Public Administration	5 - Bachelor's degree	2	Men	0	0	0	0	0	0	0	0	0	0	
			Women	0	0	0	0	0	0	1	0	0	1	
			Total	0	0	0	0	0	0	1	0	0	1	Yes
44.0701 Social Work	5 - Bachelor's degree	1	Men	0	0	0	0	1	0	3	0	0	4	
			Women	0	2	0	2	3	0	68	0	0	75	
			Total	0	2	0	2	4	0	71	0	0	79	No
44.0701 Social Work	7 - Master's degree	1	Men	0	1	1	0	0	0	14	0	0	16	
			Women	0	0	0	0	2	0	20	2	0	24	
			Total	0	1	1	0	2	0	34	2	0	40	No
45.0201 Anthropology	5 - Bachelor's degree	1	Men	0	0	0	0	0	0	8	0	0	8	
			Women	0	2	0	0	4	0	21	0	0	27	

CIPCODE	Award Level	Major	Gender	Non Resident Alien	Hispanic / Latino	American Indian or Alaska Native	Asian	Black or African American	Native Hawaiian or Other Pacific Islander	White	Two or more Races	Race/ ethnicity unknown	Total	distance education program
51.0701 Health/Health Care Administration/Management	7 - Master's degree	1	Men	0	0	0	0	1	0	4	0	0	5	
			Women	0	0	0	1	0	0	23	0	0	24	
			Total	0	0	0	1	1	0	27	0	0	29	Yes
51.0904 Emergency Medical Technology/Technician (EMT Paramedic)	5 - Bachelor's degree	1	Men	4	3	0	0	1	0	22	0	0	30	
			Women	0	0	0	0	0	0	7	0	0	7	
			Total	4	3	0	0	1	0	29	0	0	37	Yes
51.0904 Emergency Medical Technology/Technician (EMT Paramedic)	5 - Bachelor's degree	2	Men	0	0	0	0	0	0	0	0	0	0	
			Women	0	0	0	0	0	0	1	0	0	1	
			Total	0	0	0	0	0	0	1	0	0	1	Yes
51.0913 Athletic Training/Trainer	5 - Bachelor's degree	1	Men	0	0	0	1	0	0	3	0	0	4	
			Women	0	0	0	0	0	0	8	0	0	8	
			Total	0	0	0	1	0	0	11	0	0	12	No
51.2202 Environmental Health	5 - Bachelor's degree	1	Men	0	0	0	0	1	0	5	0	0	6	
			Women	0	0	0	0	2	0	12	0	0	14	
			Total	0	0	0	0	3	0	17	0	0	20	No
51.2308 Physical Therapy/Therapist	18 - Doctor's degree - professional practice	1	Men	0	1	0	0	0	0	12	0	0	13	
			Women	0	0	0	0	0	0	16	0	0	16	
			Total	0	1	0	0	0	0	28	0	0	29	No
51.2309 Therapeutic Recreation/Recreational Therapy	5 - Bachelor's degree	1	Men	0	0	0	0	0	0	6	3	0	9	
			Women	0	2	0	0	1	0	24	3	0	30	
			Total	0	2	0	0	1	0	30	6	0	39	No
51.3101 Dietetics/Dietitian	5 - Bachelor's degree	1	Men	0	0	0	0	0	0	4	0	0	4	
			Women	0	1	0	0	1	0	17	1	0	20	
			Total	0	1	0	0	1	0	21	1	0	24	No
51.3801 Registered Nursing/Registered Nurse	5 - Bachelor's degree	1	Men	0	1	0	0	0	0	18	1	0	20	
			Women	0	4	0	2	7	1	156	1	0	171	
			Total	0	5	0	2	7	1	174	2	0	191	Yes
51.3801 Registered Nursing/Registered Nurse	7 - Master's degree	1	Men	0	0	0	0	0	0	8	0	0	8	
			Women	0	1	0	0	2	0	44	0	0	47	
			Total	0	1	0	0	2	0	52	0	0	55	Yes
51.3801 Registered Nursing/Registered Nurse	8 - Post-Master's certificates	1	Men	0	0	0	0	0	0	0	0	0	0	
			Women	0	0	0	0	0	0	1	0	0	1	
			Total	0	0	0	0	0	0	1	0	0	1	No
51.3818 Nursing Practice	18 - Doctor's degree - professional practice	1	Men	0	0	0	0	0	0	1	0	0	1	
			Women	0	1	0	0	0	0	3	0	0	4	
			Total	0	1	0	0	0	0	4	0	0	5	No
52.0201 Business Administration and Management, General	5 - Bachelor's degree	1	Men	1	1	1	0	4	0	42	3	1	53	
			Women	0	1	0	0	1	0	22	0	0	24	
			Total	1	2	1	0	5	0	64	3	1	77	No
52.0201 Business Administration and Management, General	7 - Master's degree	1	Men	0	1	0	2	1	0	22	1	0	27	
			Women	0	0	0	1	0	0	13	0	0	14	
			Total	0	1	0	3	1	0	35	1	0	41	No
52.0201		2	Men	0	0	0	0	2	0	4	0	0	6	

CIPCODE	Award Level	Major	Gender	Non Resident Alien	Hispanic / Latino	American Indian or Alaska Native	Asian	Black or African American	Native Hawaiian or Other Pacific Islander	White	Two or more Races	Race/ ethnicity unknown	Total	distance education program
Business Administration and Management, General	5 - Bachelor's degree		Women	0	0	0	0	0	0	0	0	0	0	
			Total	0	0	0	0	2	0	4	0	0	6	No
52.0299 Business Administration, Management and Operations, Other	7 - Master's degree	1	Men	0	2	0	1	1	0	7	0	0	11	
			Women	0	1	0	0	4	0	7	0	0	12	
			Total	0	3	0	1	5	0	14	0	0	23	Yes
52.0301 Accounting	5 - Bachelor's degree	1	Men	0	1	0	0	2	0	9	1	0	13	
			Women	0	1	1	0	0	0	16	0	0	18	
			Total	0	2	1	0	2	0	25	1	0	31	No
52.0301 Accounting	7 - Master's degree	1	Men	0	0	0	0	0	0	7	0	0	7	
			Women	0	1	0	0	0	0	12	0	0	13	
			Total	0	1	0	0	0	0	19	0	0	20	No
52.0301 Accounting	5 - Bachelor's degree	2	Men	0	1	0	0	0	0	0	0	0	1	
			Women	0	0	0	0	0	0	3	0	0	3	
			Total	0	1	0	0	0	0	3	0	0	4	No
52.0701 Entrepreneurship/Entrepreneurial Studies	5 - Bachelor's degree	1	Men	0	1	0	0	5	0	17	2	0	25	
			Women	0	0	0	0	1	0	5	0	0	6	
			Total	0	1	0	0	6	0	22	2	0	31	No
52.0701 Entrepreneurship/Entrepreneurial Studies	5 - Bachelor's degree	2	Men	0	0	0	0	0	0	1	0	0	1	
			Women	0	0	0	0	0	0	0	0	0	0	
			Total	0	0	0	0	0	0	1	0	0	1	No
52.0801 Finance, General	5 - Bachelor's degree	1	Men	0	4	0	0	3	0	4	0	1	12	
			Women	0	1	0	0	1	0	9	1	0	12	
			Total	0	5	0	0	4	0	13	1	1	24	No
52.0801 Finance, General	5 - Bachelor's degree	2	Men	1	0	0	0	0	0	2	0	0	3	
			Women	0	1	0	1	0	0	6	0	0	8	
			Total	1	1	0	1	0	0	8	0	0	11	No
52.0901 Hospitality Administration/Management, General	5 - Bachelor's degree	1	Men	0	1	0	0	3	1	7	0	0	12	
			Women	0	0	1	1	2	0	31	1	0	36	
			Total	0	1	1	1	5	1	38	1	0	48	No
52.1001 Human Resources Management/Personnel Administration, General	7 - Master's degree	1	Men	0	0	0	0	0	0	6	0	0	6	
			Women	0	1	0	0	5	0	24	0	0	30	
			Total	0	1	0	0	5	0	30	0	0	36	Yes
52.1201 Management Information Systems, General	5 - Bachelor's degree	1	Men	0	1	0	1	4	0	19	0	1	26	
			Women	0	2	0	2	1	0	6	0	0	11	
			Total	0	3	0	3	5	0	25	0	1	37	No
52.1201 Management Information Systems, General	5 - Bachelor's degree	2	Men	0	0	0	0	0	0	0	1	0	1	
			Women	0	0	0	0	0	0	0	0	0	0	
			Total	0	0	0	0	0	0	0	1	0	1	No
52.1401 Marketing/Marketing Management, General	5 - Bachelor's degree	1	Men	1	0	0	0	5	0	25	1	0	32	
			Women	2	1	0	0	1	0	19	0	0	23	
			Total	3	1	0	0	6	0	44	1	0	55	No
52.1401 Marketing/Marketing Management, General	5 - Bachelor's degree	2	Men	0	1	0	0	1	0	4	1	0	7	
			Women	0	0	0	0	0	0	2	0	0	2	
			Total	0	1	0	0	1	0	6	1	0	9	No

CIPCODE	Award Level	Major	Gender	Non Resident Alien	Hispanic / Latino	American Indian or Alaska Native	Asian	Black or African American	Native Hawaiian or Other Pacific Islander	White	Two or more Races	Race/ ethnicity unknown	Total	distance education program
52.1499 Marketing, Other	5 - Bachelor's degree	1	Men	0	0	0	0	2	0	16	1	1	20	
			Women	0	0	1	0	2	0	17	0	1	21	
			Total	0	0	1	0	4	0	33	1	2	41	Yes
52.1499 Marketing, Other	7 - Master's degree	1	Men	1	0	0	0	2	0	4	0	0	7	
			Women	0	1	0	0	3	0	2	0	0	6	
			Total	1	1	0	0	5	0	6	0	0	13	Yes
52.1499 Marketing, Other	5 - Bachelor's degree	2	Men	0	0	0	0	0	0	3	0	0	3	
			Women	0	0	0	0	0	0	0	0	0	0	
			Total	0	0	0	0	0	0	3	0	0	3	Yes
54.0101 History, General	5 - Bachelor's degree	1	Men	0	0	0	0	0	0	16	0	1	17	
			Women	0	1	0	0	0	0	13	0	0	14	
			Total	0	1	0	0	0	0	29	0	1	31	No
54.0101 History, General	7 - Master's degree	1	Men	0	0	0	0	0	0	2	0	0	2	
			Women	0	0	0	0	0	0	3	0	0	3	
			Total	0	0	0	0	0	0	5	0	0	5	No
54.0101 History, General	5 - Bachelor's degree	2	Men	0	0	0	0	0	0	1	0	0	1	
			Women	0	1	0	0	0	0	0	0	0	1	
			Total	0	1	0	0	0	0	1	0	0	2	No

Completions: total by first major

99.0000 Summary Grand Totals	Award Level	Nonresident alien	Hispanic Latino	American Indian or Alaska Native	Asian	Black or African American	Native Hawaiian or Other Pacific Islander	White	Two or more Races	Race/ethnicity unknown	Total	PY Total
Bachelor's degree	5											
Men		12	33	5	14	56	1	657	29	15	822	859
Women		55	49	14	12	57	2	957	20	4	1170	1218
Total		67	82	19	26	113	3	1614	49	19	1992	2077
Postbaccalaureate certificates	6											
Men		0	0	0	0	0	0	0	0	0	0	0
Women		0	0	0	0	0	0	0	0	0	0	0
Total		0	0	0	0	0	0	0	0	0	0	0
Master's degree	7											
Men		11	7	1	4	7	0	142	2	0	174	171
Women		47	10	2	4	23	0	291	4	0	381	347
Total		58	17	3	8	30	0	433	6	0	555	518
Post-Master's certificates	8											
Men		0	0	0	0	0	0	0	0	0	0	3
Women		0	0	0	0	1	0	5	0	0	6	3
Total		0	0	0	0	1	0	5	0	0	6	6
Doctor's degree - research / scholarship	17											
Men		0	0	0	0	0	0	8	0	0	8	0
Women		0	2	0	0	0	0	11	1	0	14	3
Total		0	2	0	0	0	0	19	1	0	22	3
Doctor's degree - professional practice	18											
Men		0	1	0	0	0	0	13	0	0	14	10
Women		0	1	0	0	0	0	19	0	0	20	25
Total		0	2	0	0	0	0	32	0	0	34	35

All Completers

Institutions must report the following information. (Some data will be pre-populated from the completions by CIP code data.)

All Completers

Number of students by gender and race and ethnicity earning an award between July 1, 2015 and June 30, 2016. Count each student only once, regardless of how many awards he/she earned. The intent of this screen is to collect an unduplicated count of total numbers of *completers*.

- Report Hispanic/Latino individuals of any race as Hispanic/Latino
- Report race for non-Hispanic/Latino individuals only

	Men		Women		Total Students
	Number of Students	Total Awards	Number of Students	Total Awards	
<u>Nonresident alien</u>	23	23	102	102	125
<u>Hispanic/Latino</u>	38	41	57	62	95
<u>American Indian or Alaska Native</u>	5	6	16	16	21
<u>Asian</u>	18	18	16	16	34
<u>Black or African American</u>	61	63	81	81	142
<u>Native Hawaiian or Other Pacific Islander</u>	1	1	2	2	3
<u>White</u>	801	820	1,241	1,283	2,042
<u>Two or more races</u>	30	31	25	25	55
<u>Race and ethnicity unknown</u>	15	15	4	4	19
TOTAL	992	1,018	1,544	1,591	2,536
PY TOTAL	983		1,492		2,475

Completers by Level

Institutions must report the following information. This screen will be shown for each of the following award categories for which completions have been reported:

- Less than 1-year certificates
- At least 1 but less than 4-year certificates
- Associate's degrees
- Bachelor's degrees
- Master's degrees
- Doctor's degrees
- Postbaccalaureate and post-master's certificates

Bachelor's degrees

Number of students by gender, by race and ethnicity, and by age earning this award between July 1, 2015 and June 30, 2016. Each student should be counted once per award level. For example, if a student earned a master's degree and a doctor's degree, he/she should be counted once in master's and once in doctor's. A student earning two master's degrees should be counted only once.


- Report Hispanic/Latino individuals of any race as Hispanic/Latino
- Report race for non-Hispanic/Latino individuals only

	Number of Students	Total Awards
By Gender		
Men	796	822
Women	1,123	1,170
TOTAL	1,919	1,992
PY TOTAL	1,914	

By Race/Ethnicity

<u>Nonresident alien</u>	67	67
<u>Hispanic/Latino</u>	74	82
<u>American Indian or Alaska Native</u>	18	19
<u>Asian</u>	26	26
<u>Black or African American</u>	111	113
<u>Native Hawaiian or Other Pacific Islander</u>	3	3

<u>White</u>	<input type="text" value="1,553"/>	1,614
Two or more races	<input type="text" value="48"/>	49
<u>Race and ethnicity unknown</u>	<input type="text" value="19"/>	19
TOTAL	1,919	1,992



By Age		
Under 18	<input type="text" value="0"/>	
18-24	<input type="text" value="1,356"/>	
25-39	<input type="text" value="412"/>	
40 and Above	<input type="text" value="151"/>	
Age Unknown	<input type="text" value="0"/>	
TOTAL	1,919	1,992

Completers by Level

Institutions must report the following information. This screen will be shown for each of the following award categories for which completions have been reported:

- Less than 1-year certificates
- At least 1 but less than 4-year certificates
- Associate's degrees
- Bachelor's degrees
- Master's degrees
- Doctor's degrees
- Postbaccalaureate and post-master's certificates

Master's degrees

Number of students by gender, by race and ethnicity, and by age earning this award between July 1, 2015 and June 30, 2016. Each student should be counted once per award level. For example, if a student earned a master's degree and a doctor's degree, he/she should be counted once in master's and once in doctor's. A student earning two master's degrees should be counted only once.


- Report Hispanic/Latino individuals of any race as Hispanic/Latino
- Report race for non-Hispanic/Latino individuals only


	Number of Students	Total Awards
By Gender		
Men	<input type="text" value="174"/>	174
Women	<input type="text" value="381"/>	381
TOTAL	555	555
PY TOTAL	518	

By Race/Ethnicity

<u>Nonresident alien</u>	<input type="text" value="58"/>	58
<u>Hispanic/Latino</u>	<input type="text" value="17"/>	17
<u>American Indian or Alaska Native</u>	<input type="text" value="3"/>	3
<u>Asian</u>	<input type="text" value="8"/>	8
<u>Black or African American</u>	<input type="text" value="30"/>	30
<u>Native Hawaiian or Other Pacific Islander</u>	<input type="text" value="0"/>	0

<u>White</u>	<input type="text" value="433"/>	433
Two or more races	<input type="text" value="6"/>	6
<u>Race and ethnicity unknown</u>	<input type="text" value="0"/>	0
TOTAL	555	555



 **By Age**

Under 18	<input type="text" value="0"/>	
18-24	<input type="text" value="101"/>	
25-39	<input type="text" value="335"/>	
40 and Above	<input type="text" value="119"/>	
Age Unknown	<input type="text" value="0"/>	
TOTAL	555	555

Completers by Level

Institutions must report the following information. This screen will be shown for each of the following award categories for which completions have been reported:

- Less than 1-year certificates
- At least 1 but less than 4-year certificates
- Associate's degrees
- Bachelor's degrees
- Master's degrees
- Doctor's degrees
- Postbaccalaureate and post-master's certificates

Doctor's degrees

Number of students by gender, by race and ethnicity, and by age earning this award between July 1, 2015 and June 30, 2016. Each student should be counted once per award level. For example, if a student earned a master's degree and a doctor's degree, he/she should be counted once in master's and once in doctor's. A student earning two master's degrees should be counted only once.


- Report Hispanic/Latino individuals of any race as Hispanic/Latino
- Report race for non-Hispanic/Latino individuals only

	Number of Students	Total Awards
By Gender		
Men	<input type="text" value="22"/>	22
Women	<input type="text" value="34"/>	34
TOTAL	<input type="text" value="56"/>	56
PY TOTAL	38	

By Race/Ethnicity

<u>Nonresident alien</u>	<input type="text" value="0"/>	0
<u>Hispanic/Latino</u>	<input type="text" value="4"/>	4
<u>American Indian or Alaska Native</u>	<input type="text" value="0"/>	0
<u>Asian</u>	<input type="text" value="0"/>	0
<u>Black or African American</u>	<input type="text" value="0"/>	0
<u>Native Hawaiian or Other Pacific Islander</u>		0

	<input type="text" value="0"/>	
<u>White</u>	<input type="text" value="51"/>	51
Two or more races	<input type="text" value="1"/>	1
<u>Race and ethnicity unknown</u>	<input type="text" value="0"/>	0
TOTAL	56	56

 **By Age**

Under 18	<input type="text" value="0"/>	
18-24	<input type="text" value="8"/>	
25-39	<input type="text" value="26"/>	
40 and Above	<input type="text" value="22"/>	
Age Unknown	<input type="text" value="0"/>	
TOTAL	56	56

Completers by Level

Institutions must report the following information. This screen will be shown for each of the following award categories for which completions have been reported:

- Less than 1-year certificates
- At least 1 but less than 4-year certificates
- Associate's degrees
- Bachelor's degrees
- Master's degrees
- Doctor's degrees
- Postbaccalaureate and post-master's certificates

Postbaccalaureate and post-master's certificates

Number of students by gender, by race and ethnicity, and by age earning this award between July 1, 2015 and June 30, 2016. Each student should be counted once per award level. For example, if a student earned a master's degree and a doctor's degree, he/she should be counted once in master's and once in doctor's. A student earning two master's degrees should be counted only once.


- Report Hispanic/Latino individuals of any race as Hispanic/Latino
- Report race for non-Hispanic/Latino individuals only


	Number of Students	Total Awards
By Gender		
Men	<input type="text" value="0"/>	0
Women	<input type="text" value="6"/>	6
TOTAL	6	6
PY TOTAL	6	

By Race/Ethnicity

<u>Nonresident alien</u>	<input type="text" value="0"/>	0
<u>Hispanic/Latino</u>	<input type="text" value="0"/>	0
<u>American Indian or Alaska Native</u>	<input type="text" value="0"/>	0
<u>Asian</u>	<input type="text" value="0"/>	0
<u>Black or African American</u>	<input type="text" value="1"/>	1
<u>Native Hawaiian or Other Pacific Islander</u>	<input type="text" value="0"/>	0

<u>White</u>	<input type="text" value="5"/>	5
Two or more races	<input type="text" value="0"/>	0
<u>Race and ethnicity unknown</u>	<input type="text" value="0"/>	0
TOTAL	6	6



 **By Age**

Under 18	<input type="text" value="0"/>	
18-24	<input type="text" value="0"/>	
25-39	<input type="text" value="3"/>	
40 and Above	<input type="text" value="3"/>	
Age Unknown	<input type="text" value="0"/>	
TOTAL	6	6

Summary

IPEDS collects important information regarding your institution. All data reported in IPEDS survey components become available in the IPEDS Data Center and appear as aggregated data in various Department of Education reports. Additionally, some of the reported data appears specifically for your institution through the College Navigator website and is included in your institution's Data Feedback Report (DFR). The purpose of this summary is to provide you an opportunity to view some of the data that, when accepted through the IPEDS quality control process, will appear on the College Navigator website and/or your DFR. College Navigator is updated approximately three months after the data collection period closes and Data Feedback Reports will be available through the [Data Center](#) and sent to your institution's CEO in November 2016.

Please review your data for accuracy. If you have questions about the data displayed below after reviewing the data reported on the survey screens, please contact the IPEDS Help Desk at: 1-877-225-2568 or ipedshelp@rti.org.

Summary of Completions Data

Award Level	Number of Completions	
	1 st major	2 nd major
<u>Bachelors degree or equivalent</u>	1,992	87
<u>Postbaccalaureate certificate</u>	0	0
<u>Master's degree</u>	555	0
<u>Post-master's certificate</u>	6	0
<u>Doctor's degree - research/scholarship</u>	22	0
<u>Doctor's degree - professional practice</u>	34	0
Total number of degrees and certificates	2,609	

Summary of Completers Data

	Number of Students		
	Men	Women	Total
All Completers	992	1,544	2,536

Completions

Western Carolina University (200004)

Source	Description	Severity	Resolved	Options
Screen: Completers- Doctor's degrees				
Screen Entry	The total number of completers (Men + Women) reported for this award level (56) is outside the expected range when compared to the prior year value. Please correct your data or contact the IPEDS Help Desk for assistance. (Error #10584)	Explanation	Yes	
Reason:	Increase in EdD Educational Leadership confirmed.			