

### A Summary of Student Engagement Results

Student engagement represents two critical features of collegiate quality. The first is the amount of time and effort students put into their studies and other educationally purposeful activities. The second is how institutional resources, courses, and other learning opportunities facilitate student participation in activities that matter to student learning. NSSE surveys first-year and senior students to assess their levels of engagement and related information about their experience at your institution.

**Comparison Group**  
 The comparison group featured in this report is **Public Masters/L**. See your *Selected Comparison Groups* report for details.

This *Snapshot* is a concise collection of key findings from your institution's NSSE 2015 administration. We hope this information stimulates discussions about the undergraduate experience. Additional details about these and other results appear in the reports referenced throughout.

#### Engagement Indicators

Sets of items are grouped into ten Engagement Indicators, organized under four broad themes. At right are summary results for your institution. For details, see your *Engagement Indicators* report.

Key:

- ▲ Your students' average was significantly higher ( $p < .05$ ) with an effect size at least .3 in magnitude.
- △ Your students' average was significantly higher ( $p < .05$ ) with an effect size less than .3 in magnitude.
- No significant difference.
- ▼ Your students' average was significantly lower ( $p < .05$ ) with an effect size less than .3 in magnitude.
- ▽ Your students' average was significantly lower ( $p < .05$ ) with an effect size at least .3 in magnitude.

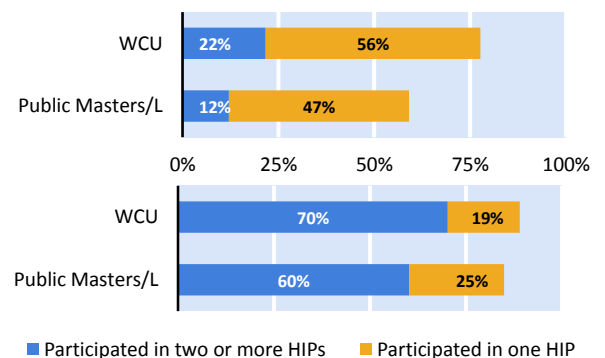
Theme	Engagement Indicator	Your students compared with Public Masters/L	
		First-year	Senior
Academic Challenge	Higher-Order Learning	△	--
	Reflective & Integrative Learning	△	△
	Learning Strategies	△	--
	Quantitative Reasoning	△	△
Learning with Peers	Collaborative Learning	▲	--
	Discussions with Diverse Others	△	--
Experiences with Faculty	Student-Faculty Interaction	▲	△
	Effective Teaching Practices	△	△
Campus Environment	Quality of Interactions	△	△
	Supportive Environment	▲	▲

#### High-Impact Practices

Due to their positive associations with student learning and retention, special undergraduate opportunities are designated "high-impact." For more details and statistical comparisons, see your *High-Impact Practices* report.

*First-year*  
 Learning Community, Service-Learning, and Research w/Faculty

*Senior*  
 Learning Community, Service-Learning, Research w/Faculty, Internship, Study Abroad, and Culminating Senior Experience

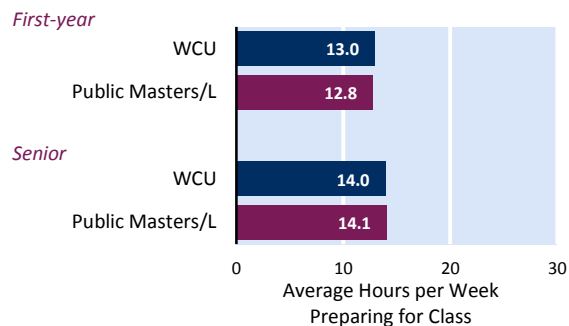


### Academic Challenge: Additional Results

The Academic Challenge theme contains four Engagement Indicators as well as several important individual items. The results presented here provide an overview of these individual items. For more information about the Academic Challenge theme, see your *Engagement Indicators* report. To further explore individual item results, see your *Frequencies and Statistical Comparisons*, the *Major Field Report*, the *Online Institutional Report*, or the Report Builder—Institution Version.

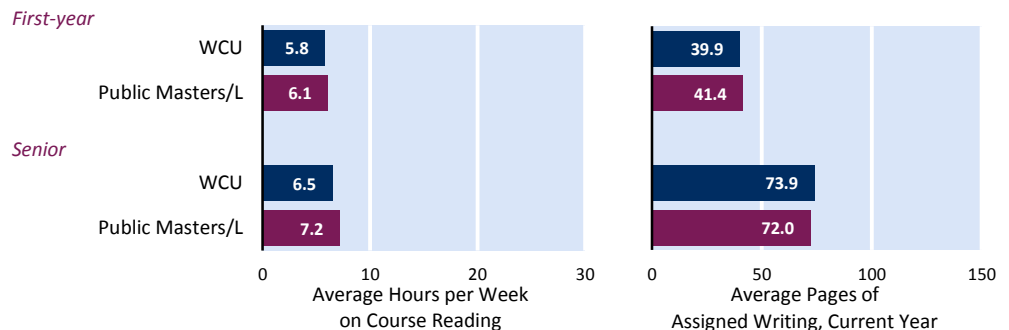
#### Time Spent Preparing for Class

This figure reports the average weekly class preparation time for your first-year and senior students compared to students in your comparison group.



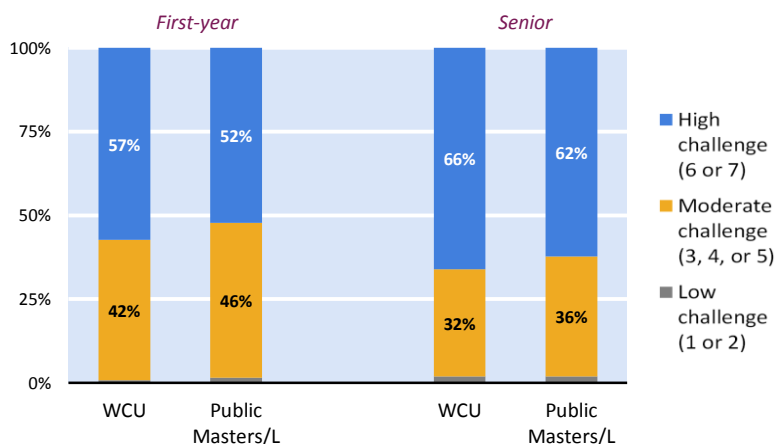
#### Reading and Writing

These figures summarize the number of hours your students spent reading for their courses and the average number of pages of assigned writing compared to students in your comparison group. Each is an estimate calculated from two or more separate survey questions.



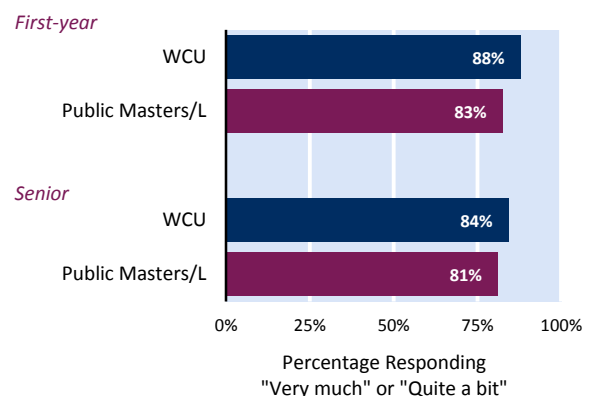
#### Challenging Students to Do Their Best Work

To what extent did students' courses challenge them to do their best work? Response options ranged from 1 = "Not at all" to 7 = "Very much."



#### Academic Emphasis

How much did students say their institution emphasizes spending significant time studying and on academic work? Response options included "Very much," "Quite a bit," "Some," and "Very little."



### Item Comparisons

By examining individual NSSE questions, you can better understand what contributes to your institution's performance on Engagement Indicators and High-Impact Practices. This section displays the five questions<sup>a</sup> on which your first-year and senior students scored the highest and the five questions on which they scored the lowest, relative to students in your comparison group. Parenthetical notes indicate whether an item belongs to a specific Engagement Indicator or is a High-Impact Practice. While these questions represent the largest differences (in percentage points), they may not be the most important to your institutional mission or current program or policy goals. For additional results, see your *Frequencies and Statistical Comparisons* report.

#### First-year

##### Highest Performing Relative to Public Masters/L

About how many courses have included a community-based project (service-learning)?<sup>e</sup> (HIP)

Worked with other students on course projects or assignments<sup>b</sup> (CL)

Talked about career plans with a faculty member<sup>b</sup> (SF)

Discussed your academic performance with a faculty member<sup>b</sup> (SF)

Quality of interactions with faculty<sup>d</sup> (QI)

##### Lowest Performing Relative to Public Masters/L

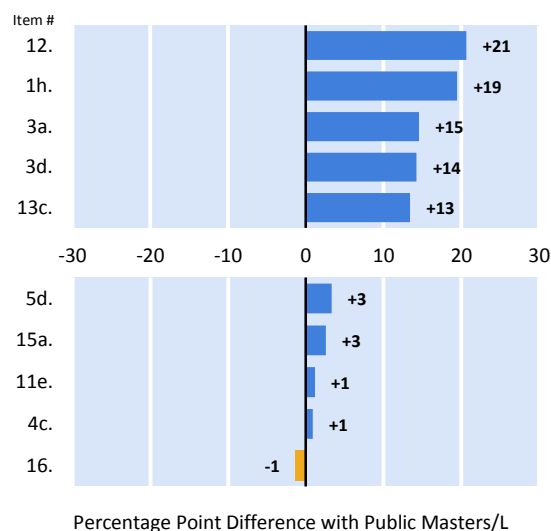
Instructors provided feedback on a draft or work in progress<sup>c</sup> (ET)

Spent more than 15 hours per week preparing for class

Worked with a faculty member on a research project (HIP)

Analyzing an idea, experience, or line of reasoning in depth by examining its parts<sup>c</sup> (HO)

Spent more than 10 hours per week on assigned reading<sup>f</sup>



#### Senior

##### Highest Performing Relative to Public Masters/L

Institution emphasis on using learning support services (...) <sup>c</sup> (SE)

Institution emphasis on helping you manage your non-academic responsibilities (...) <sup>c</sup> (SE)

About how many courses have included a community-based project (service-learning)?<sup>e</sup> (HIP)

Quality of interactions with academic advisors<sup>d</sup> (QI)

Worked with a faculty member on a research project (HIP)

##### Lowest Performing Relative to Public Masters/L

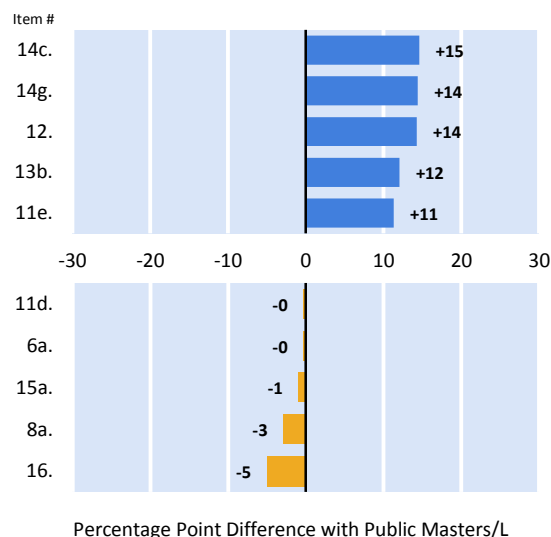
Participated in a study abroad program (HIP)

Reached conclusions based on your own analysis of numerical information (...) <sup>b</sup> (QR)

Spent more than 15 hours per week preparing for class

Discussions with... People of a race or ethnicity other than your own<sup>b</sup> (DD)

Spent more than 10 hours per week on assigned reading<sup>f</sup>



a. The displays on this page draw from the items that make up the ten Engagement Indicators (EIs), six High-Impact Practices (HIPs), and the additional academic challenge items reported on page 2. Key to abbreviations for EI items: HO = Higher-Order Learning, RI = Reflective & Integrative Learning, LS = Learning Strategies, QR = Quantitative Reasoning, CL = Collaborative Learning, DD = Discussions with Diverse Others, SF = Student-Faculty Interaction, ET = Effective Teaching Practices, QI = Quality of Interactions, SE = Supportive Environment. HIP items are also indicated. Item numbering corresponds to the survey facsimile included in your *Institutional Report* and available on the NSSE website.

b. Combination of students responding "Very often" or "Often."

c. Combination of students responding "Very much" or "Quite a bit."

d. Rated at least 6 on a 7-point scale.

e. Percentage reporting at least "Some."

f. Estimate based on the reported amount of course preparation time spent on assigned reading.

g. Estimate based on number of assigned writing tasks of various lengths.

### How Students Assess Their Experience

Students' perceptions of their cognitive and affective development, as well as their overall satisfaction with the institution, provide useful evidence of their educational experiences. For more details, see your *Frequencies and Statistical Comparisons* report.

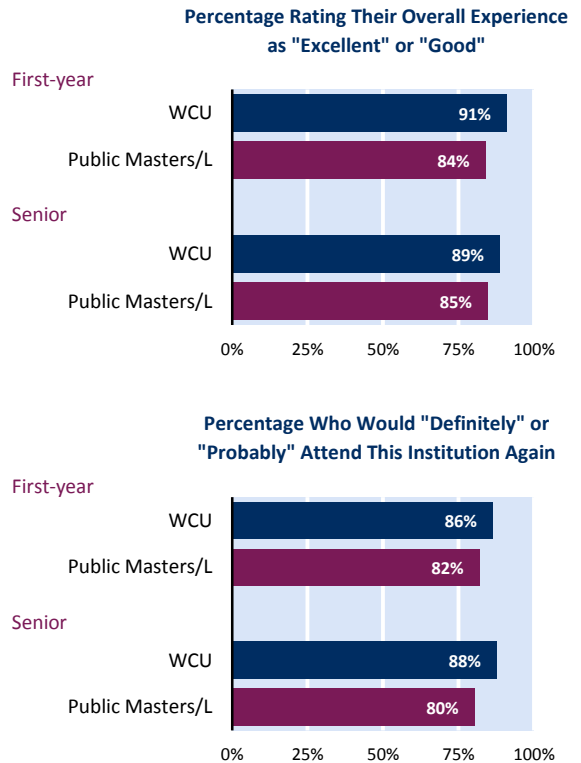
#### Perceived Gains Among Seniors

Students reported how much their experience at your institution contributed to their knowledge, skills, and personal development in ten areas.

Perceived Gains (Sorted highest to lowest)	Percentage of Seniors Responding "Very much" or "Quite a bit"
Thinking critically and analytically	83%
Acquiring job- or work-related knowledge and skills	82%
Working effectively with others	82%
Writing clearly and effectively	78%
Speaking clearly and effectively	75%
Developing or clarifying a personal code of values and ethics	70%
Solving complex real-world problems	70%
Understanding people of other backgrounds (econ., racial/ethnic, polit., relig., nation., etc.)	69%
Analyzing numerical and statistical information	63%
Being an informed and active citizen	63%

#### Satisfaction with WCU

Students rated their overall experience at the institution, and whether or not they would choose it again.



### Administration Details

#### Response Summary

	Count	Resp. rate	Female	Full-time
First-year	397	23%	72%	98%
Senior	388	23%	67%	72%

See your *Administration Summary* and *Respondent Profile* reports for more information.

#### Additional Questions

Your institution administered the following additional question set(s):

- Academic Advising
- Civic Engagement

See your *Topical Module* report(s) for results.

### What is NSSE?

NSSE annually collects information at hundreds of four-year colleges and universities about student participation in activities and programs that promote their learning and personal development. The results provide an estimate of how undergraduates spend their time and what they gain from attending their college or university. Institutions use their data to identify aspects of the undergraduate experience that can be improved through changes in policy and practice.

NSSE has been in operation since 2000 and has been used at more than 1,500 colleges and universities in the US and Canada. More than 90% of participating institutions administer the survey on a periodic basis.

Visit our website: [nsse.indiana.edu](http://nsse.indiana.edu)