



Updating Digital Measures Activity Insight Using MS Office

David Onder

SAIR 2011

- **9352** students
- **Master's Comprehensive**
- **Mountain location**
- **Residential and Distance**
- **Microsoft campus-wide**
- **SunGard**



Western
Carolina
UNIVERSITY



 **Digital Measures**

Activity Insight

2,000+ colleges and schools across the globe use **Activity Insight** to manage critical information pertaining to faculty productivity, assessment, and accreditation. It's the most reliable, versatile and secure web-based solution available for bringing out your university's full potential.

<http://www.digitalmeasures.com/ActivityInsight/>



General Information

- Personal and Contact Information
- Administrative Data - Permanent Data | Yearly Data
- Academic, Government, Military and Professional Positions
- Administrative Assignments
- Awards and Honors
- Consulting
- Education
- External Connections and Partnerships
- Faculty Development Activities Attended
- Licensures and Certifications
- Media Contributions
- Professional Memberships
- Workload Information

The screenshot shows the user interface of the DigitalMeasures ActivityInsight system. At the top left is the Western Carolina University logo. At the top right, it says "POWERED BY ..:DigitalMeasures". Below the header, there is a navigation menu on the left with items like "Dashboard", "Manage Your Activities", "Manage Data", "Run Ad Hoc Reports", "Run Custom Reports", "Usage Statistics", "Users and Security", and "Resource Center". The main content area displays a welcome message for "David Onder" on "Wednesday, October 5, 2011". It includes a link to watch a video or download a guide. Below that, there is a section titled "Activities Database - University Main Menu" with a sub-section "General Information" containing a list of menu items: "Personal and Contact Information", "Administrative Data - Permanent Data | Yearly Data", "Academic, Government, Military and Professional Positions", "Administrative Assignments", "Awards and Honors", "Consulting", "Education", and "External Connections and Partnerships".



Teaching

- Academic Advising
- Directed Student Learning (e.g., theses, dissertations)
- Non-Credit Instruction Taught
- Scheduled Teaching

The screenshot shows the user interface of the DigitalMeasures ActivityInsight system. At the top left is the Western Carolina University logo. At the top right, it says "POWERED BY ..:DigitalMeasures". Below the header is a navigation menu with the following items: Dashboard, Manage Your Activities (highlighted), Manage Data, Run Ad Hoc Reports, Run Custom Reports, Usage Statistics, Users and Security, and Resource Center. Below the navigation menu are links for Contact Our Helpdesk, Submit Your Feedback, Privacy Statement, and Logoff. The main content area displays a welcome message: "Welcome, David Onder." followed by the date "Wednesday, October 5, 2011". Below this is a link to "Watch a video or download a guide on how to manage your activities." The main content area is titled "Activities Database - University Main Menu" and contains a "General Information" section with the following links: Personal and Contact Information, Administrative Data - Permanent Data | Yearly Data, Academic, Government, Military and Professional Positions, Administrative Assignments, Awards and Honors, Consulting, Education, and External Connections and Partnerships.



Scholarship/Research

- Artistic Works and Performances
- Contracts, Grants and Sponsored Research
- Intellectual Contributions
- Intellectual Property (e.g., copyrights, patents)
- Presentations
- Research Currently in Progress
- Other Scholarly Activity

The screenshot shows the user interface of the DigitalMeasures ActivityInsight system. At the top left is the Western Carolina University logo. At the top right, it says "POWERED BY ..:DigitalMeasures". Below the header, there is a navigation menu on the left with items: Dashboard, Manage Your Activities (expanded), Manage Data, Run Ad Hoc Reports, Run Custom Reports, Usage Statistics, Users and Security, and Resource Center. Under Resource Center, there are links for Contact Our Helpdesk, Submit Your Feedback, Privacy Statement, and Logoff. The main content area shows a welcome message for "David Onder" on "Wednesday, October 5, 2011". It includes a link to watch a video or download a guide. Below that is the "Activities Database - University Main Menu" with a "General Information" section containing links for Personal and Contact Information, Administrative Data (Permanent Data | Yearly Data), Academic, Government, Military and Professional Positions, Administrative Assignments, Awards and Honors, Consulting, Education, and External Connections and Partnerships.



Service

- Department
- College
- University
- Professional
- Public
- School Services
- Other Service

The screenshot shows the user interface of the DigitalMeasures ActivityInsight system. At the top left is the Western Carolina University logo. At the top right, it says "POWERED BY ..:DigitalMeasures". Below the logo is a navigation menu with the following items: Dashboard, Manage Your Activities (expanded), Manage Data, Run Ad Hoc Reports, Run Custom Reports, Usage Statistics, Users and Security, and Resource Center. Below the navigation menu are links for Contact Our Helpdesk, Submit Your Feedback, Privacy Statement, and Logoff. The main content area displays a welcome message: "Welcome, David Onder." followed by the date "Wednesday, October 5, 2011". Below this is a link to "Watch a video or download a guide on how to manage your activities." The main content area is titled "Activities Database - University Main Menu" and contains a "General Information" section with the following links: Personal and Contact Information, Administrative Data - Permanent Data | Yearly Data, Academic, Government, Military and Professional Positions, Administrative Assignments, Awards and Honors, Consulting, Education, and External Connections and Partnerships.



THE BEGINNING

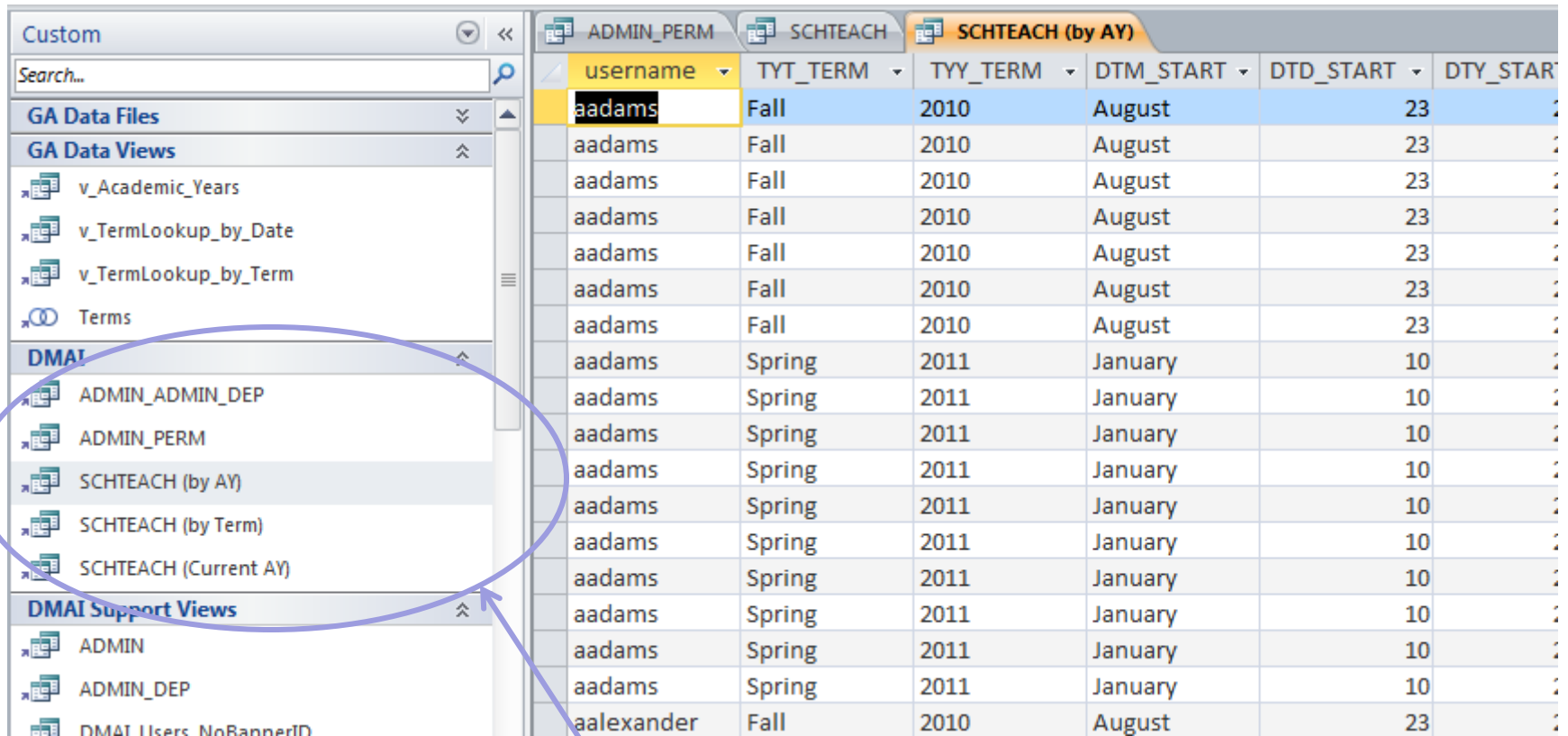
Create data from SQL commands

Upload file to Digital Measures

Wait!



THE DATABASE



username	TYT_TERM	TYT_TERM	DTM_START	DTD_START	DTY_START
aadams	Fall	2010	August	23	
aadams	Fall	2010	August	23	
aadams	Fall	2010	August	23	
aadams	Fall	2010	August	23	
aadams	Fall	2010	August	23	
aadams	Fall	2010	August	23	
aadams	Spring	2011	January	10	
aadams	Spring	2011	January	10	
aadams	Spring	2011	January	10	
aadams	Spring	2011	January	10	
aadams	Spring	2011	January	10	
aadams	Spring	2011	January	10	
aadams	Spring	2011	January	10	
aadams	Spring	2011	January	10	
aadams	Spring	2011	January	10	
aalexander	Fall	2010	August	23	

Queries for DMAI screens



WHAT WE WANTED

Simplify updates of Digital Measures Activity Insight

- Scheduled updates
- Require nothing but standard software
- Easy to use



WEB SERVICES

Hard to decipher manual

Need to transform data to XML

How do I send XML?



WHERE TO START?

Have programming background

Reviewed sample code in manual

Found Excel to XML code

www.meadinkent.co.uk/myxml/XL_to_XML.txt





Microsoft®
Office



Images from microsoft.com

WHY MICROSOFT OFFICE?

Already have it

And most campuses do, too

Easy to program in VBA



STARTED WITH EXCEL

Already had data export process

Found Excel to XML code

www.meadinkent.co.uk/myxml/XL_to_XML.txt



VERSION 1

Build XML in String variable

Problems

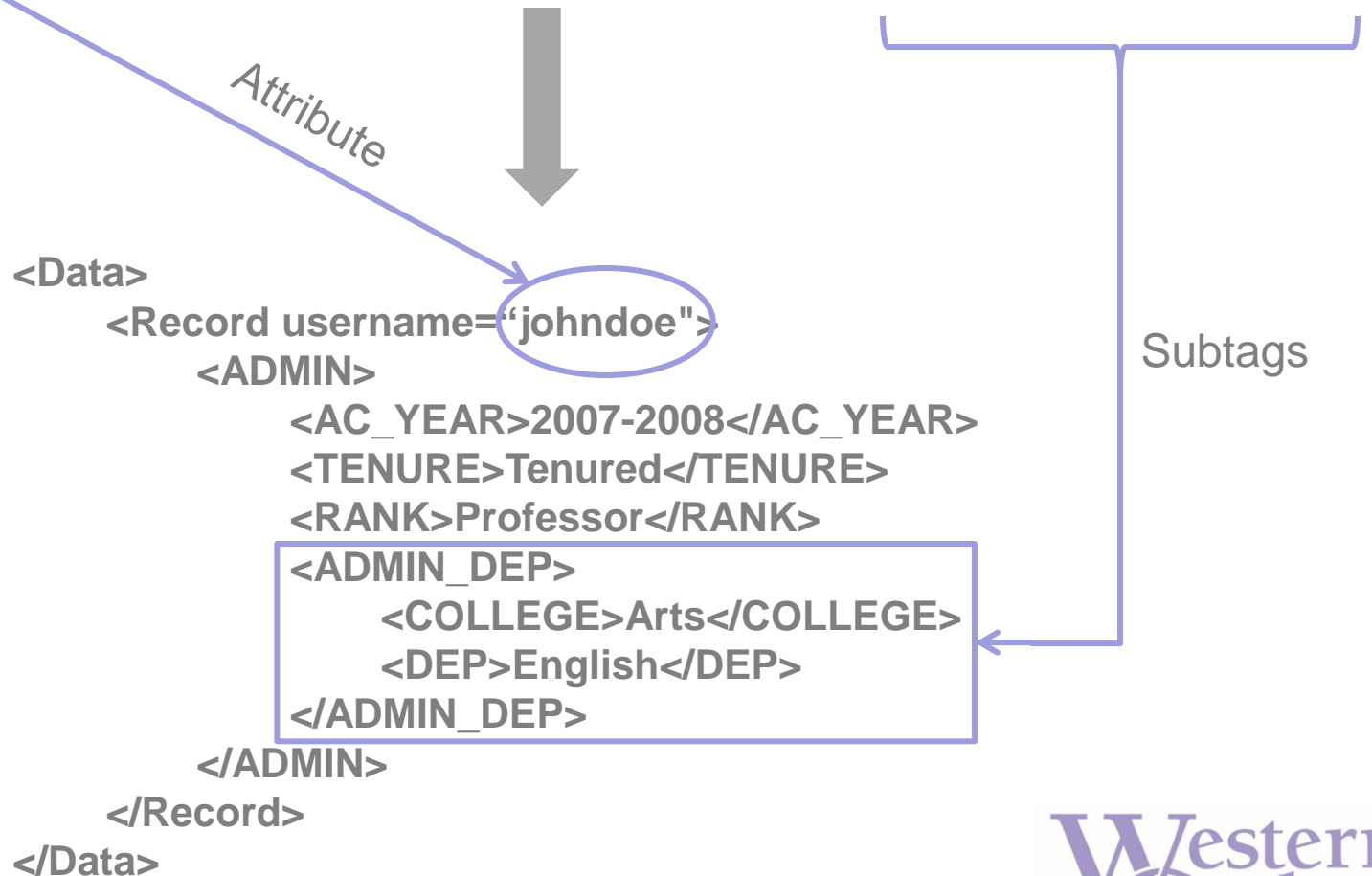
How do I represent attributes?

How do I represent subtags?



ADMIN

username	AC_YEAR	TENURE	RANK	COLLEGE	DEP
johndoe	2007-2008	Tenured	Professor	Arts	English



USE ENCODED TRIGGERS

% Attributes

\$ or : Subtags

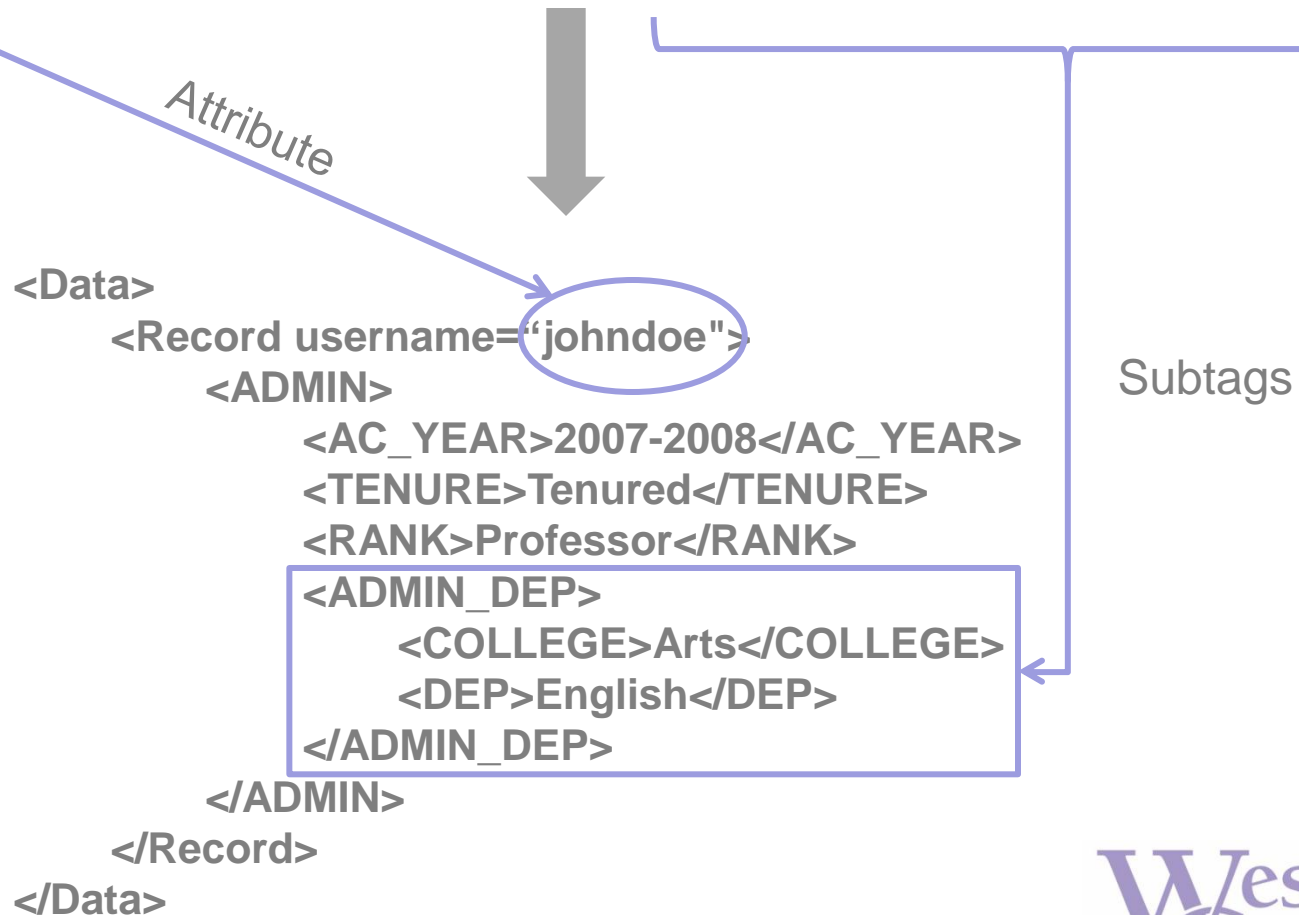
@ True/False flag

or ^ Comments

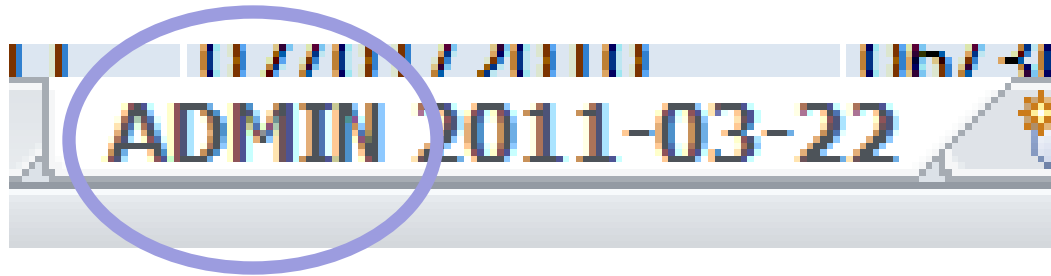


ADMIN

%username	AC_YEAR	TENURE	RANK	ADMIN_DEP\$COLLEGE	ADMIN_DEP\$DEP
johndoe	2007-2008	Tenured	Professor	Arts	English



WHICH SCREEN TO UPDATE?



Sheet name



CONFIGURING INSTRUMENTS

DMAI_Configuration.xlsm - Microsoft Excel

File Home Insert Page Layout Formulas Data Review View Developer Add-Ins ASAP Spark

B2 *fx* INDIVIDUAL-ACTIVITIES-University

	A	B	C
1	Instrument	Path	UserName
2	University	INDIVIDUAL-ACTIVITIES-University	wcu/fac_reports
3	Business	INDIVIDUAL-ACTIVITIES-Business	wcu/fac_reports_bus
4			
5			

Ready | **Config** | Instructions | ADMIN 2011-03-22 | 100%



BEGINNING THE TRANSFER

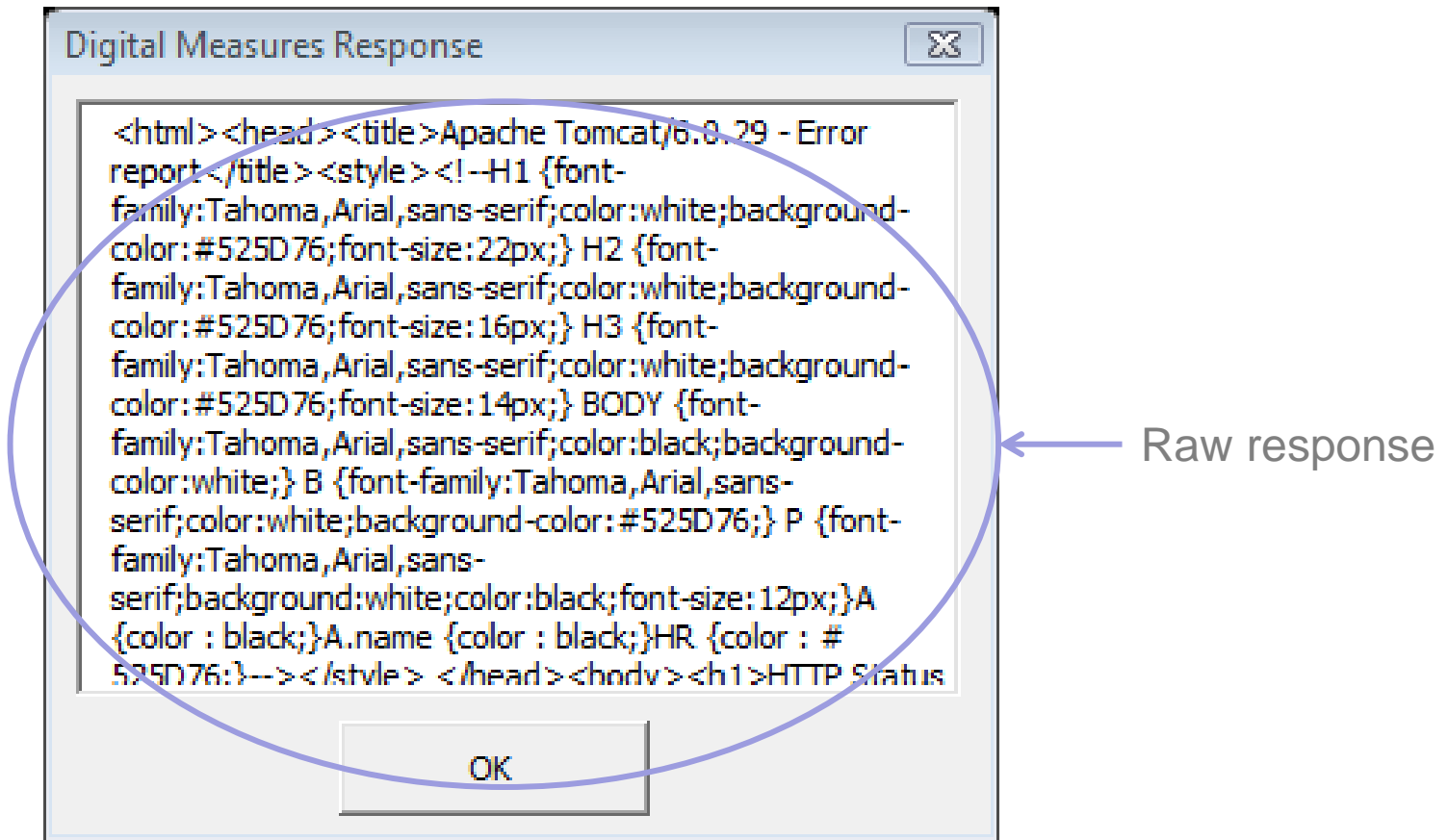
The screenshot shows a dialog box titled "Digital Measures Activity Insight Update" with a close button in the top right corner. The dialog contains several input fields and checkboxes:

- Instrument:** A dropdown menu with "University" selected. An arrow labeled "Instrument" points to this field.
- Beta?:** A checked checkbox. An arrow labeled "Beta" points to it.
- User Name:** A text box containing "wcu/fac_reports". An arrow labeled "UserID" points to this field.
- Password:** An empty text box.
- Form:** A dropdown menu with "ADMIN 2011-03" selected. An arrow labeled "Screen" points to this field.
- Validate?:** An unchecked checkbox. An arrow labeled "Validate" points to it.

At the bottom of the dialog are two buttons: "Cancel" and "Update". Below the buttons, the text "Data transfer pending." is displayed.



DIGITAL MEASURE RESPONSE



VERSION 2

Write XML to file

Load XML file

Save response to file



VERSION 2

(CON'T)

Files naming scheme

SheetName_YYYY-MM-YY_HH.MM{_beta}{_Validate}{_Response}.xml

Includes comment at beginning of file

```
<!-- From sheet [SheetName] in file [FileName] -->
```

```
<!-- URL: [https://{www|beta}.URL], Validate: [True] -->
```



DID WE ACCOMPLISH WHAT WE WANTED

Simplify updates of Digital Measures Activity Insight

- Scheduled updates [**NOT YET**]
- Require nothing but standard software [**YES**]
- Easy to use [**I DON'T THINK SO**]



PROBLEMS?

Fields must be in order (username first)

Encoded triggers not intuitive

Lack of time to program



VERSION 3

Eliminate Excel or both

Looking at C# only solution

- Easy to convert ADO.NET recordset to XML
 - How to convert XML to DMAI format?

Help from CIS student



Resources

- **Excel to XML**
(www.meadinkent.co.uk/myxml/XL_to_XML.txt)
- **Querying Banner/Oracle tables from MS Access**
(http://betwinx.com/ms_access_logon.htm)
[Access DB no longer available]



Contact Information

David Onder, Assessment Coordinator
dmonder@wcu.edu

Office of Institutional Planning and Effectiveness
opie.wcu.edu, (828) 227-7239